

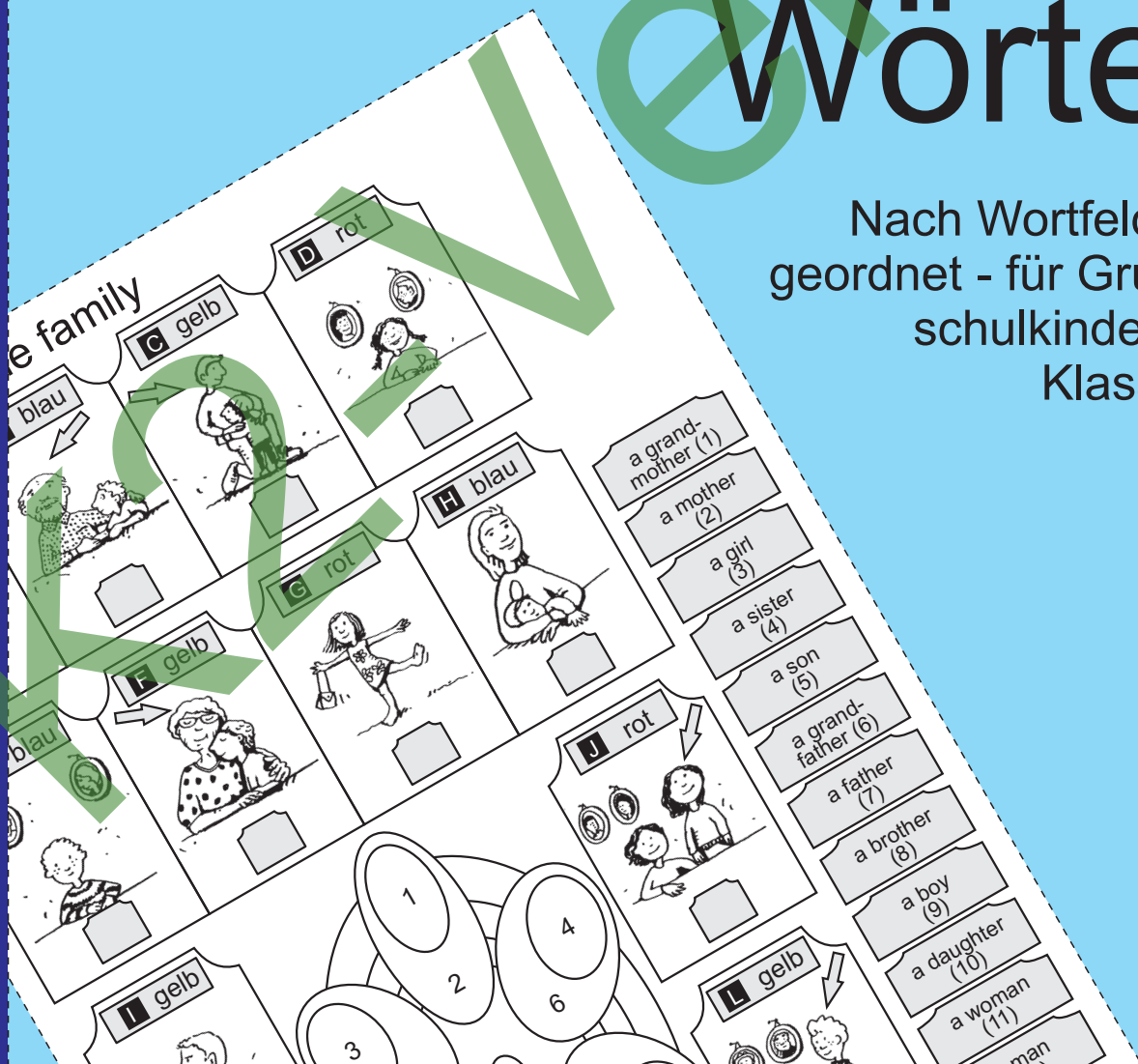
Mit Freude lernen!

Mit kinderleichter Selbstkontrolle!

Michael Junga

Erste englische Wörter

Nach Wortfeldern
geordnet - für Grund-
schul Kinder ab
Klasse 3



Erste englische Wörter

Zielgruppe

3.-4. Klasse (Grundschule)
5.-7. Klasse (Förderschule)

Hinweise

Grundschul Kinder lernen mit diesen Kopiervorlagen die wichtigsten englischen Grundwörter fast schon in spielerischer Art. Alle Vorlagen beinhalten eine sehr einfache und kindgemäße Form der Selbstkontrolle. So können die Kinder auch ohne die Hilfe der Lehrkraft schnell und effektiv überprüfen, ob sie alle Aufgaben richtig gelöst haben.

Inhalt

1, 2	People in the family
3, 4	School
5, 6	At home
7, 8	Food and drink
9, 10	Free Time
11, 12	Clothes
13, 14	The body
15, 16	Animals and pets
17, 18	Toys
19, 20	Shopping

Universeller Einsatzbereich

Diese Kopiervorlagen können im Englischunterricht

- bei einer kompletten Klasse,
- bei einer kleinen Lerngruppe und sogar nur
- bei einem einzelnen Schüler

zur Anwendung kommen. Sie sind somit sehr universell einsetzbar und bereichern sowohl den Kernunterricht mit vielen Schülern, den Förderunterricht mit wenigen Schülern und sogar den Partner- oder Einzelunterricht. Sehr gut eignen sie sich auch als Zeitausgleich, wenn schneller arbeitende Schülerinnen und Schüler sinnvoll beschäftigt werden sollen.

Materialumfang

1 Informationsblatt, 20 Übungsvorlagen und 20 Lösungsvorlagen











Name: _____



Klasse: _____



Datum: _____

1. People in the family

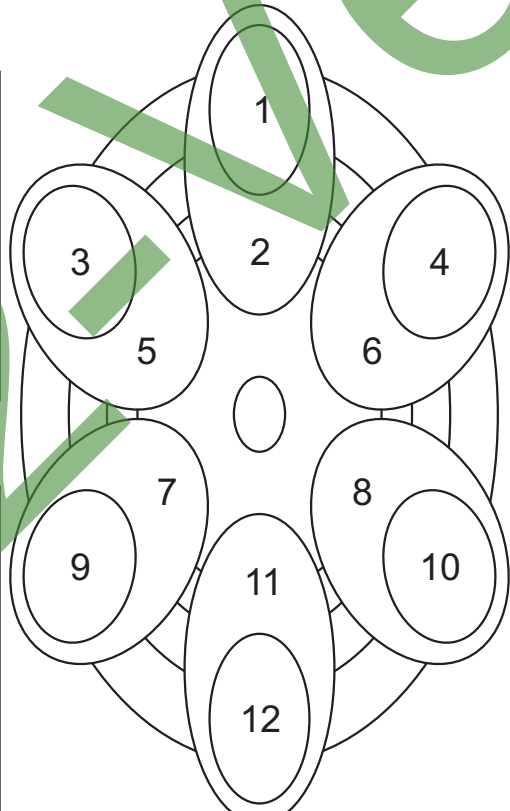
A rot  <input type="text"/>	B blau  <input type="text"/>	C gelb  <input type="text"/>	D rot  <input type="text"/>
---------------------------------------------------------------------------------------------------------------------------	----------------------------------------------------------------------------------------------------------------------------	----------------------------------------------------------------------------------------------------------------------------	-----------------------------------------------------------------------------------------------------------------------------

E blau  <input type="text"/>	F gelb  <input type="text"/>	G rot  <input type="text"/>	H blau  <input type="text"/>
-----------------------------------------------------------------------------------------------------------------------------	----------------------------------------------------------------------------------------------------------------------------	---------------------------------------------------------------------------------------------------------------------------	-------------------------------------------------------------------------------------------------------------------------------

I gelb  <input type="text"/>	J rot  <input type="text"/>
------------------------------------------------------------------------------------------------------------------------------	-------------------------------------------------------------------------------------------------------------------------------

K blau  <input type="text"/>	L gelb  <input type="text"/>
------------------------------------------------------------------------------------------------------------------------------	--------------------------------------------------------------------------------------------------------------------------------

- a grand-mother (1)
- a mother (2)
- a girl (3)
- a sister (4)
- a son (5)
- a grand-father (6)
- a father (7)
- a brother (8)
- a boy (9)
- a daughter (10)
- a woman (11)
- a man (12)



Suche zu jedem Bild von **A** bis **L** das zugehörige Wort!
 Schreibe dessen Kennzahl in das freie Feld unter dem Bild!
 Male dann die Lösungsfelder im Mandala in den angegebenen Farben aus!
 Die übrigen Felder kannst du ausmalen, wie du möchtest.











Name: _____



Klasse: _____



Datum: _____

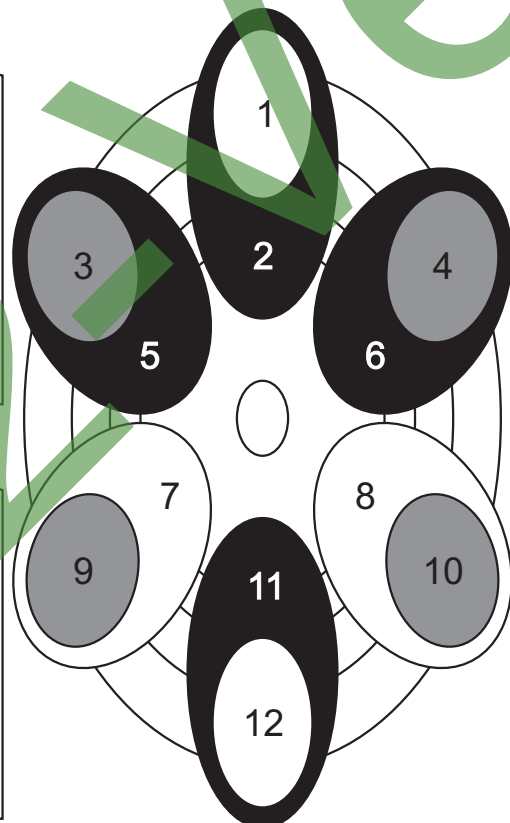
1. People in the family (Lösung)

A rot  9	B blau  6	C gelb  7	D rot  10
--------------------------------------------------------------------------------------------------------	---------------------------------------------------------------------------------------------------------	---------------------------------------------------------------------------------------------------------	-----------------------------------------------------------------------------------------------------------

E blau  5	F gelb  1	G rot  3	H blau  2
----------------------------------------------------------------------------------------------------------	----------------------------------------------------------------------------------------------------------	---------------------------------------------------------------------------------------------------------	------------------------------------------------------------------------------------------------------------

I gelb  12	J rot  4
------------------------------------------------------------------------------------------------------------	-----------------------------------------------------------------------------------------------------------

K blau  11	L gelb  8
------------------------------------------------------------------------------------------------------------	-------------------------------------------------------------------------------------------------------------



- a grand-mother (1)
- a mother (2)
- a girl (3)
- a sister (4)
- a son (5)
- a grand-father (6)
- a father (7)
- a brother (8)
- a boy (9)
- a daughter (10)
- a woman (11)
- a man (12)

Suche zu jedem Bild von **A** bis **L** das zugehörige Wort!
 Schreibe dessen Kennzahl in das freie Feld unter dem Bild!
 Male dann die Lösungsfelder im Mandala in den angegebenen Farben aus!
 Die übrigen Felder kannst du ausmalen, wie du möchtest.
















Name: _____

Klasse: _____

Datum: _____

2. People in the family

A 	B 	C 	D 
<i>rot:</i> parents <i>blau:</i> a son <i>gelb:</i> a woman	<i>rot:</i> a mother <i>blau:</i> a girl <i>gelb:</i> a brother	<i>rot:</i> a daughter <i>blau:</i> a sister <i>gelb:</i> a man	<i>rot:</i> a boy <i>blau:</i> a grandmother <i>gelb:</i> a father
E 			F 
<i>rot:</i> a son <i>blau:</i> parents <i>gelb:</i> a woman			<i>rot:</i> a brother <i>blau:</i> a girl <i>gelb:</i> a mother
G 			H 
<i>rot:</i> a sister <i>blau:</i> a daughter <i>gelb:</i> a man			<i>rot:</i> a grandmother <i>blau:</i> a boy <i>gelb:</i> a father
I 	J 	K 	L 
<i>rot:</i> a son <i>blau:</i> a woman <i>gelb:</i> parents	<i>rot:</i> a brother <i>blau:</i> a mother <i>gelb:</i> a girl	<i>rot:</i> a man <i>blau:</i> a daughter <i>gelb:</i> a sister	<i>rot:</i> a grandmother <i>blau:</i> a father <i>gelb:</i> a boy

Suche zu jedem Bild von **A** bis **L** das Wort, das am besten dazu passt, und kreise es ein! Male anschließend die Lösungsfelder im Mandala in den angegebenen Farben aus! Die übrigen Felder kannst du ausmalen, wie du möchtest.






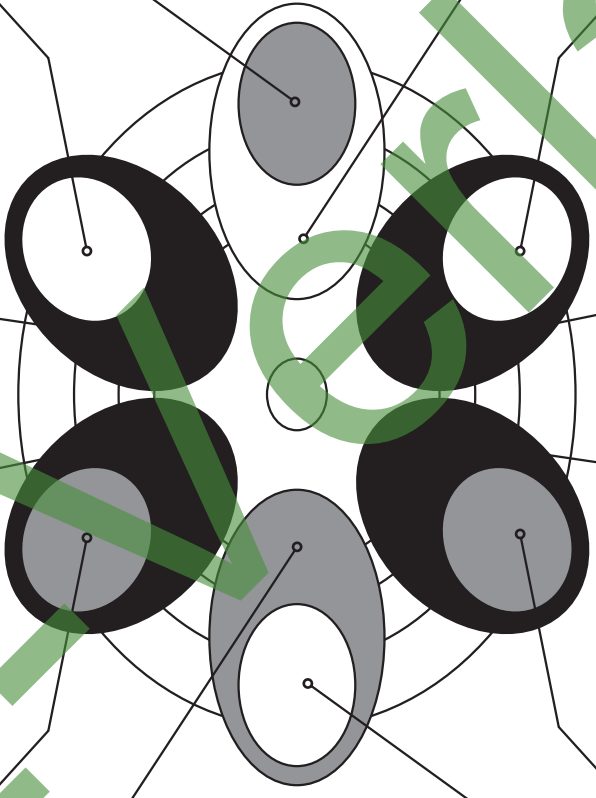









Name: _____

Klasse: _____

Datum: _____

2. People in the family (Lösung)

A 	B 	C 	D 
<i>rot:</i> parents <i>blau:</i> a son <i>gelb:</i> a woman	<i>rot:</i> a mother <i>blau:</i> a girl <i>gelb:</i> a brother	<i>rot:</i> a daughter <i>blau:</i> a sister <i>gelb:</i> a man	<i>rot:</i> a boy <i>blau:</i> a grandmother <i>gelb:</i> a father
E 			F 
<i>rot:</i> a son <i>blau:</i> parents <i>gelb:</i> a woman			<i>rot:</i> a brother <i>blau:</i> a girl <i>gelb:</i> a mother
G 			H 
<i>rot:</i> a sister <i>blau:</i> a daughter <i>gelb:</i> a man			<i>rot:</i> a grandmother <i>blau:</i> a boy <i>gelb:</i> a father
I 	J 	K 	L 
<i>rot:</i> a son <i>blau:</i> a woman <i>gelb:</i> parents	<i>rot:</i> a brother <i>blau:</i> a mother <i>gelb:</i> a girl	<i>rot:</i> a man <i>blau:</i> a daughter <i>gelb:</i> a sister	<i>rot:</i> a grandmother <i>blau:</i> a father <i>gelb:</i> a boy

Suche zu jedem Bild von **A** bis **L** das Wort, das am besten dazu passt, und kreise es ein! Male anschließend die Lösungsfelder im Mandala in den angegebenen Farben aus! Die übrigen Felder kannst du ausmalen, wie du möchtest.


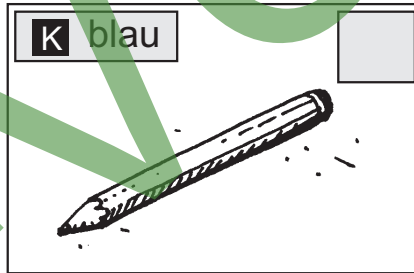
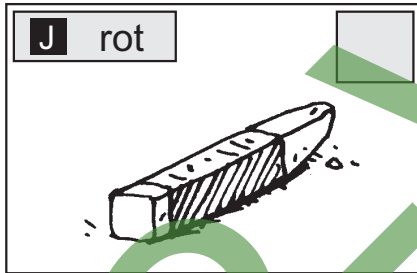
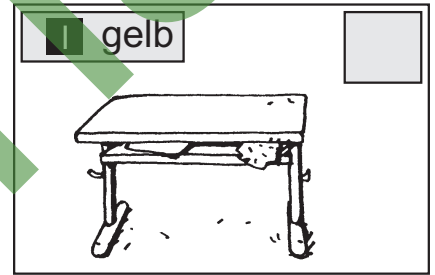









Name: _____

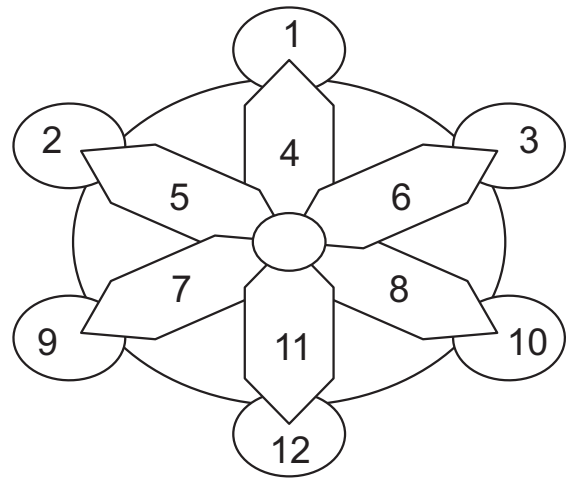
Klasse: _____

Datum: _____

3. School



a board (1)	a satchel (2)	kids (3)
a chair (4)	a desk (5)	a classroom (6)
a teacher (7)	chalk (8)	a pen (9)
a playground (10)	a pencil (11)	a gym (12)



Suche zu jedem Bild von **A** bis **L** das zugehörige Wort!

Schreibe dessen Kennzahl in das freie Feld oben rechts über dem Bild!

Male dann die Lösungsfelder im Mandala in den angegebenen Farben aus!

Die übrigen Felder kannst du ausmalen, wie du möchtest.



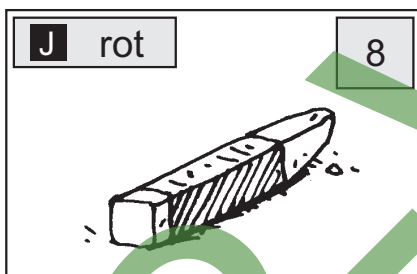
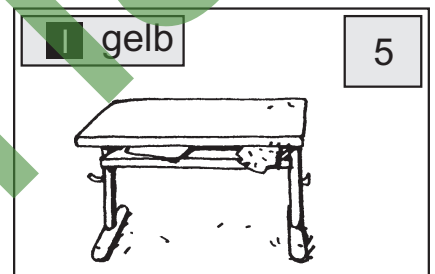

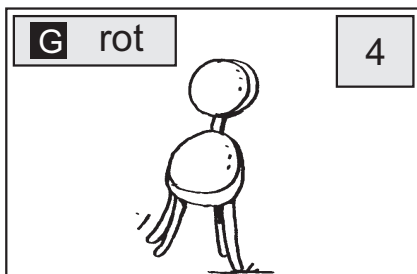







Name: _____

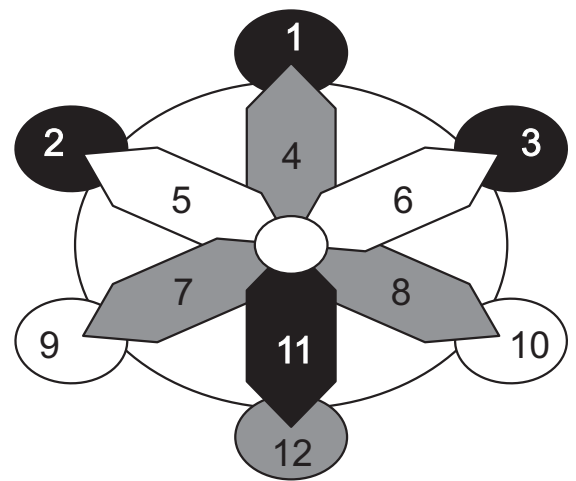
Klasse: _____

Datum: _____

3. School (Lösung)



a board (1)	a satchel (2)	kids (3)
a chair (4)	a desk (5)	a classroom (6)
a teacher (7)	chalk (8)	a pen (9)
a playground (10)	a pencil (11)	a gym (12)



Suche zu jedem Bild von **A** bis **L** das zugehörige Wort!

Schreibe dessen Kennzahl in das freie Feld oben rechts über dem Bild!

Male dann die Lösungsfelder im Mandala in den angegebenen Farben aus!

Die übrigen Felder kannst du ausmalen, wie du möchtest.

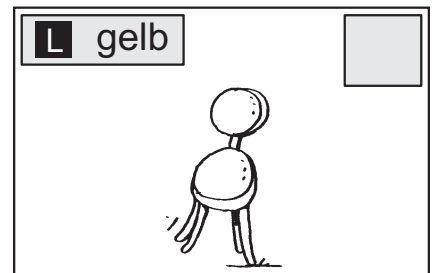

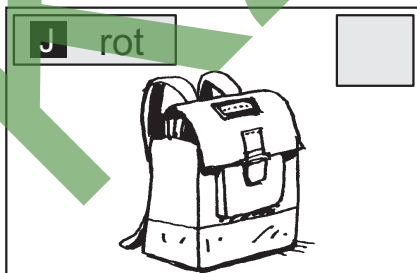
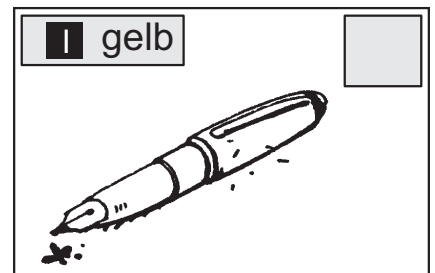
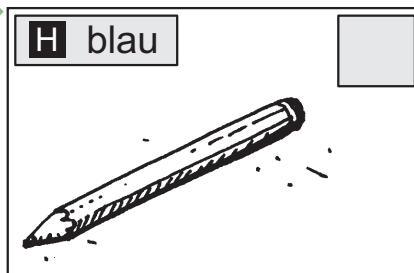
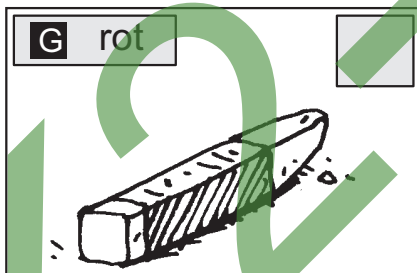
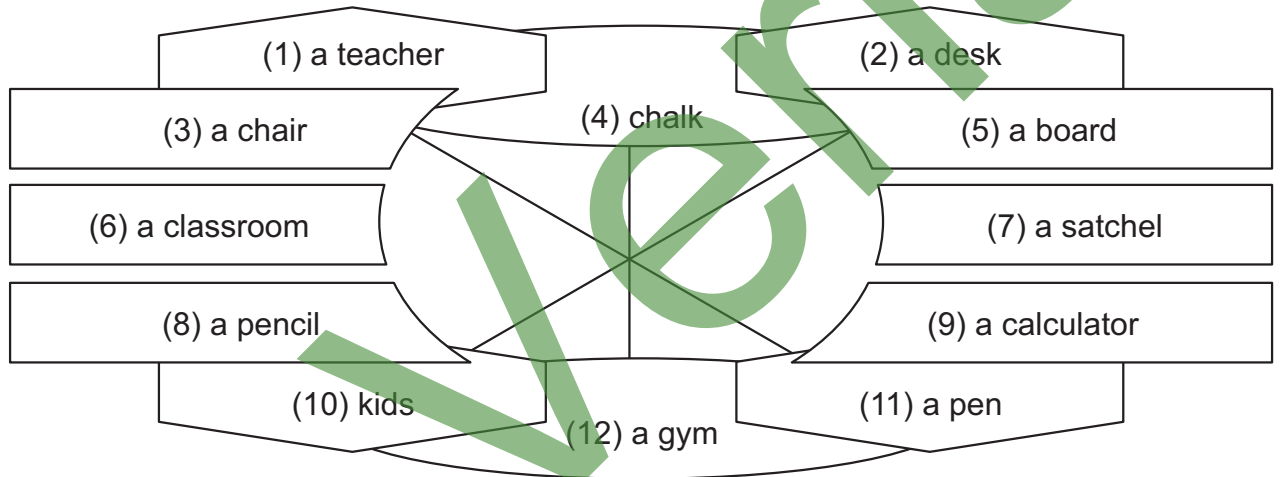
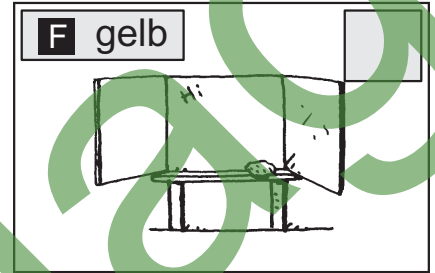







Name: _____

Klasse: _____

Datum: _____

4. School



Suche zu jedem Bild von **A** bis **L** das zugehörige Wort!
 Schreibe dessen Kennzahl in das freie Feld oben rechts über dem Bild!
 Male dann die Lösungsfelder im Mandala in den angegebenen Farben aus!
 Die übrigen Felder kannst du ausmalen, wie du möchtest.

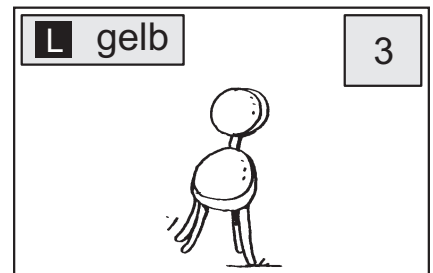

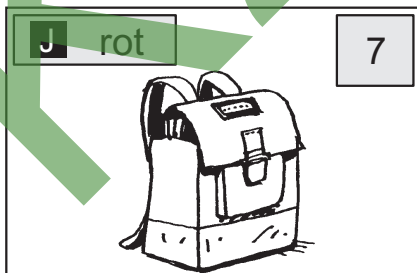
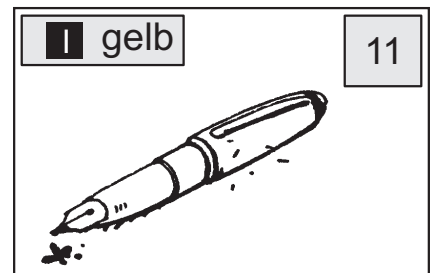
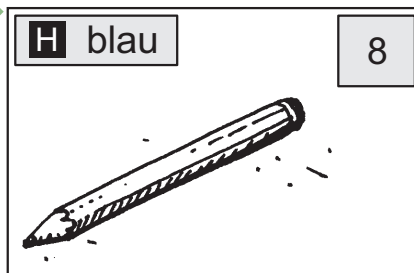
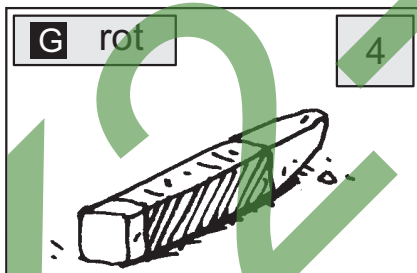
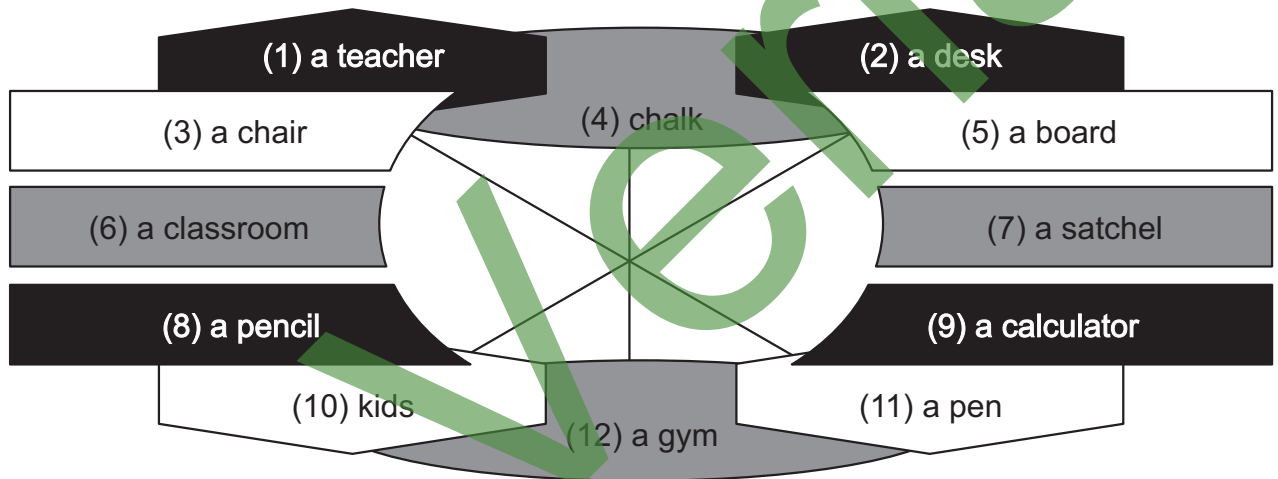








Name:

Klasse:

Datum:

4. School (Lösung)



Suche zu jedem Bild von **A** bis **L** das zugehörige Wort!

Schreibe dessen Kennzahl in das freie Feld oben rechts über dem Bild!

Male dann die Lösungsfelder im Mandala in den angegebenen Farben aus!

Die übrigen Felder kannst du ausmalen, wie du möchtest.

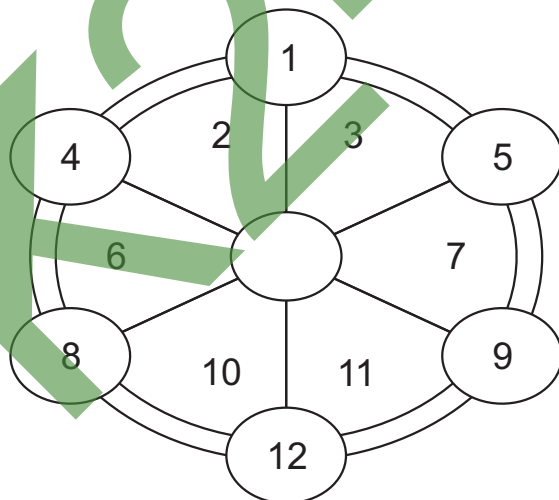

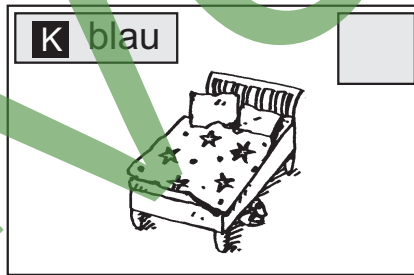
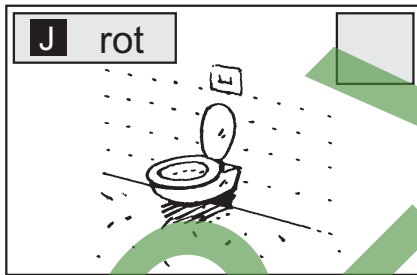
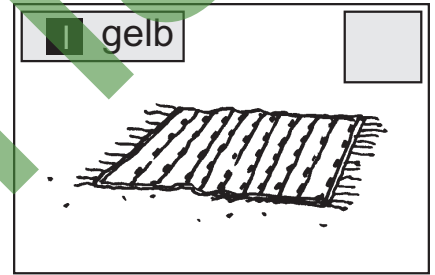


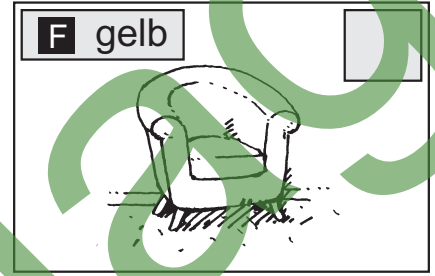







Name: _____

Klasse: _____

Datum: _____

5. At home



a toilet (1)	a carpet (2)	a table (3)
a cupboard (4)	a window (5)	a bed (6)
a door (7)	a kitchen (8)	a house (9)
a lamp (10)	an armchair (11)	a bathroom (12)

Suche zu jedem Bild von **A** bis **L** das zugehörige Wort!

Schreibe dessen Kennzahl in das freie Feld oben rechts über dem Bild!

Male dann die Lösungsfelder im Mandala in den angegebenen Farben aus!

Die übrigen Felder kannst du ausmalen, wie du möchtest.

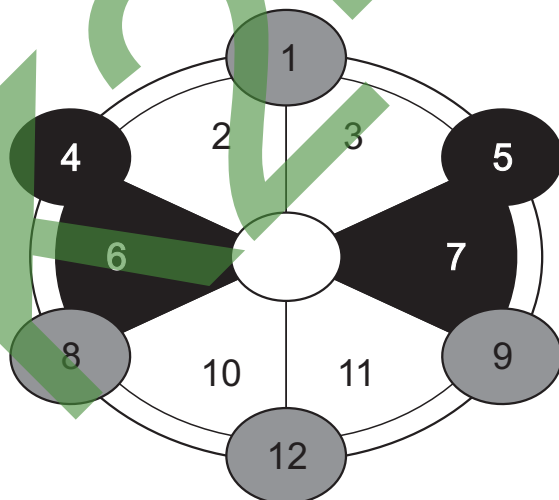

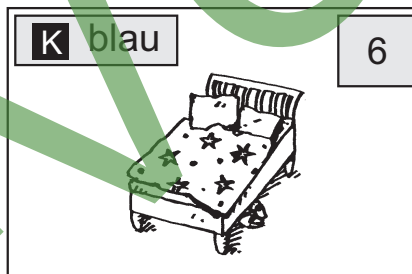
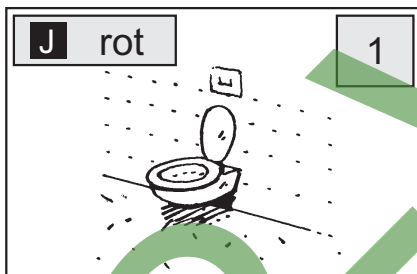
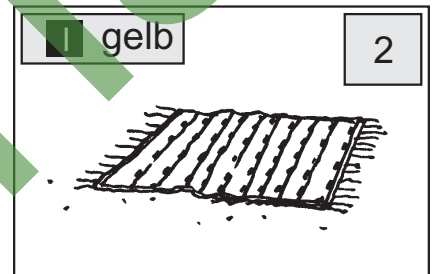


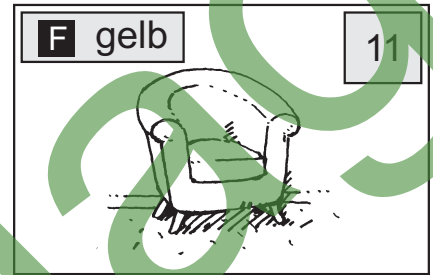







Name: _____

Klasse: _____

Datum: _____

5. At home (Lösung)



a toilet (1)	a carpet (2)	a table (3)
a cupboard (4)	a window (5)	a bed (6)
a door (7)	a kitchen (8)	a house (9)
a lamp (10)	an armchair (11)	a bathroom (12)

Suche zu jedem Bild von **A** bis **L** das zugehörige Wort!

Schreibe dessen Kennzahl in das freie Feld oben rechts über dem Bild!

Male dann die Lösungsfelder im Mandala in den angegebenen Farben aus!

Die übrigen Felder kannst du ausmalen, wie du möchtest.
















Name: _____

Klasse: _____

Datum: _____

6. At home

<p>A</p> 	<p>B</p> 	<p>C</p> 	<p>D</p> 
<p>rot: a telephone blau: a house gelb: a toilet</p>	<p>rot: a garage blau: a lamp gelb: a bathroom</p>	<p>rot: a cupboard blau: a kitchen gelb: a garden</p>	<p>rot: a bed blau: a window gelb: a door</p>
<p>E</p> 			<p>F</p> 
<p>rot: a telephone blau: a toilet gelb: a house</p>			<p>rot: a lamp blau: a bathroom gelb: a garage</p>
<p>G</p> 			<p>H</p> 
<p>rot: a kitchen blau: a garden gelb: a cupboard</p>			<p>rot: a door blau: a window gelb: a bed</p>
<p>I</p> 	<p>J</p> 	<p>K</p> 	<p>L</p> 
<p>rot: a house blau: a toilet gelb: a telephone</p>	<p>rot: a bathroom blau: a garage gelb: a lamp</p>	<p>rot: a garden blau: a cupboard gelb: a kitchen</p>	<p>rot: a window blau: a door gelb: a bed</p>

Suche zu jedem Bild von **A** bis **L** das Wort, das am besten dazu passt, und kreise es ein! Male anschließend die Lösungsfelder im Mandala in den angegebenen Farben aus! Die übrigen Felder kannst du ausmalen, wie du möchtest.






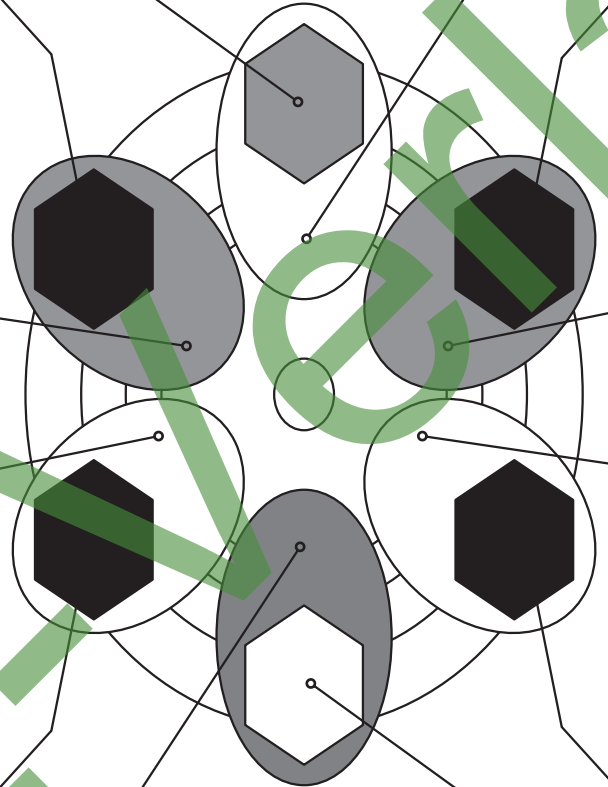









Name: _____

Klasse: _____

Datum: _____

6. At home (Lösung)

<p>A</p> 	<p>B</p> 	<p>C</p> 	<p>D</p> 
<p>rot: a telephone blau: a house gelb: a toilet</p>	<p>rot: a garage blau: a lamp gelb: a bathroom</p>	<p>rot: a cupboard blau: a kitchen gelb: a garden</p>	<p>rot: a bed blau: a window gelb: a door</p>
<p>E</p> 			<p>F</p> 
<p>rot: a telephone blau: a toilet gelb: a house</p>			<p>rot: a lamp blau: a bathroom gelb: a garage</p>
<p>G</p> 			<p>H</p> 
<p>rot: a kitchen blau: a garden gelb: a cupboard</p>			<p>rot: a door blau: a window gelb: a bed</p>
<p>I</p> 	<p>J</p> 	<p>K</p> 	<p>L</p> 
<p>rot: a house blau: a toilet gelb: a telephone</p>	<p>rot: a bathroom blau: a garage gelb: a lamp</p>	<p>rot: a garden blau: a cupboard gelb: a kitchen</p>	<p>rot: a window blau: a door gelb: a bed</p>

Suche zu jedem Bild von **A** bis **L** das Wort, das am besten dazu passt, und kreise es ein! Male anschließend die Lösungsfelder im Mandala in den angegebenen Farben aus! Die übrigen Felder kannst du ausmalen, wie du möchtest.



Name:

Klasse:

Datum:

7. Food and drink

A rot

B blau

C gelb

D rot

E blau

F gelb

G rot

H blau

I gelb

J rot

K blau

L gelb

- a cup of cocoa (1)
- a banana (2)
- a glass of milk (3)
- toast (4)
- butter (5)
- a plate (6)
- an egg (7)
- an apple (8)
- cheese (9)
- a roll (10)
- a cup (11)
- a bowl of cornflakes (12)

Suche zu jedem Bild von **A** bis **L** das zugehörige Wort!
 Schreibe dessen Kennzahl in das freie Feld unter dem Bild!
 Male dann die Lösungsfelder im Mandala in den angegebenen Farben aus!
 Die übrigen Felder kannst du ausmalen, wie du möchtest.



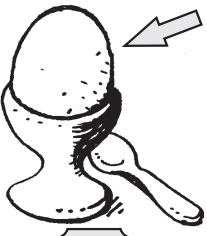










Name: _____

Klasse: _____

Datum: _____

7. Food and drink (Lösung)

<p>A rot</p>  <p>9</p>	<p>B blau</p>  <p>4</p>	<p>C gelb</p>  <p>7</p>	<p>D rot</p>  <p>10</p>
<p>E blau</p>  <p>1</p>			<p>F gelb</p>  <p>12</p>
<p>G rot</p>  <p>6</p>			<p>H blau</p>  <p>11</p>
<p>I gelb</p>  <p>2</p>			<p>J rot</p>  <p>5</p>

- a cup of cocoa (1)
- a banana (2)
- a glass of milk (3)
- toast (4)
- butter (5)
- a plate (6)
- an egg (7)
- an apple (8)
- cheese (9)
- a roll (10)
- a cup (11)
- a bowl of cornflakes (12)

Suche zu jedem Bild von **A** bis **L** das zugehörige Wort!
 Schreibe dessen Kennzahl in das freie Feld unter dem Bild!
 Male dann die Lösungsfelder im Mandala in den angegebenen Farben aus!
 Die übrigen Felder kannst du ausmalen, wie du möchtest.

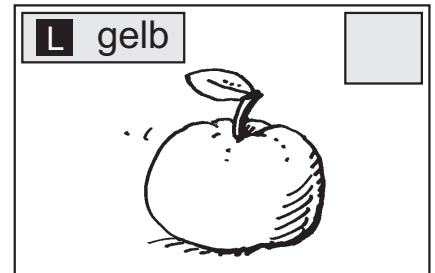



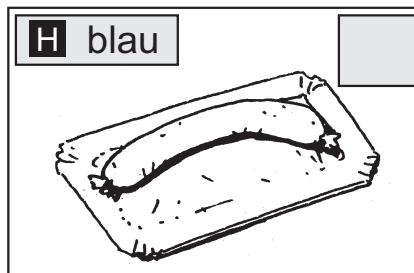
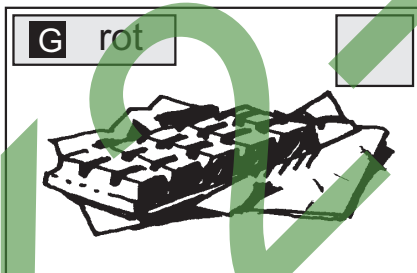
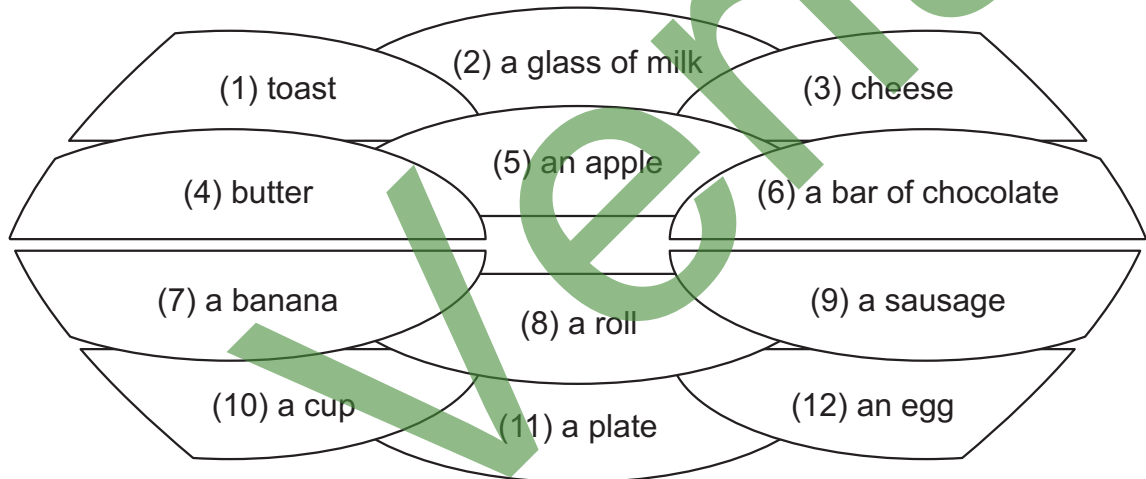


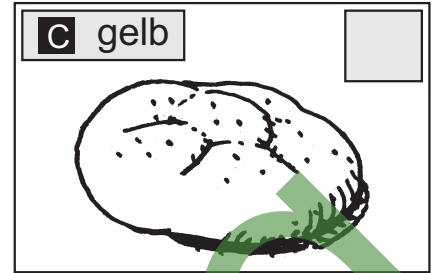
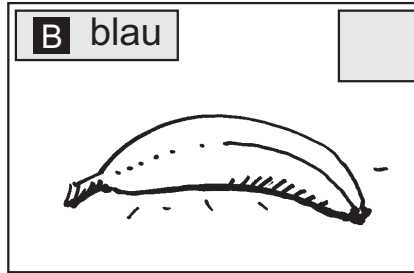
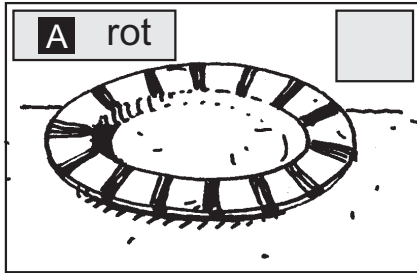


Name: _____

Klasse: _____

Datum: _____

8. Food and drink



Suche zu jedem Bild von **A** bis **L** das zugehörige Wort!
 Schreibe dessen Kennzahl in das freie Feld oben rechts über dem Bild!
 Male dann die Lösungsfelder im Mandala in den angegebenen Farben aus!
 Die übrigen Felder kannst du ausmalen, wie du möchtest.

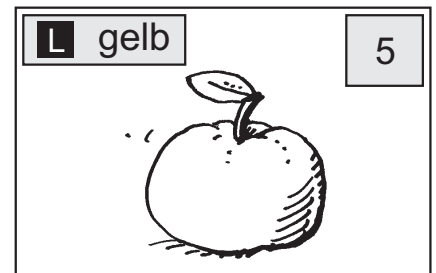

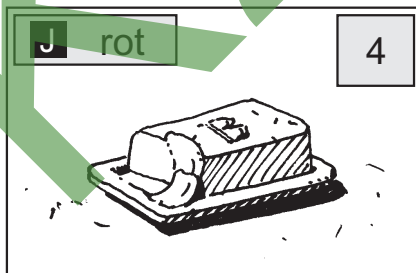
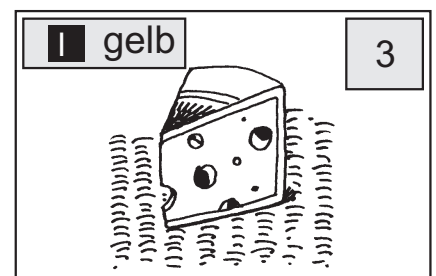
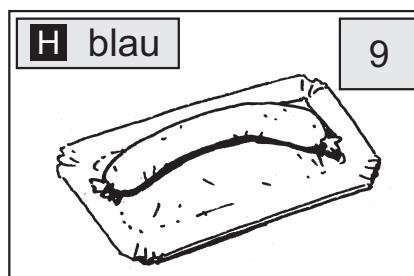
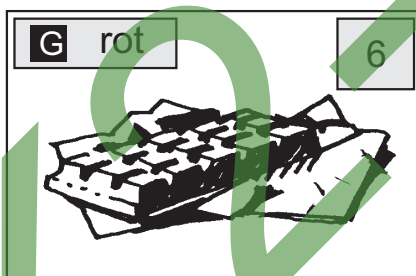
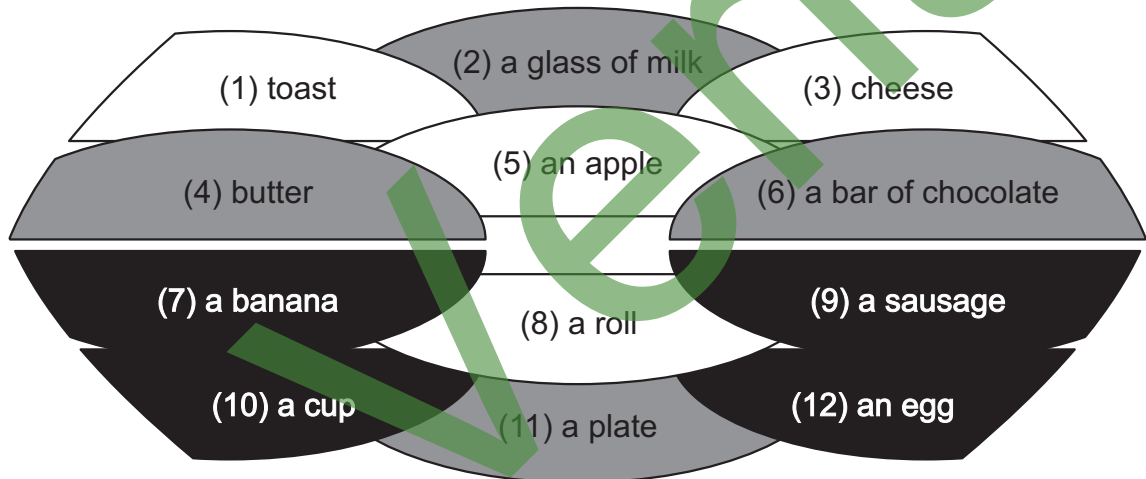


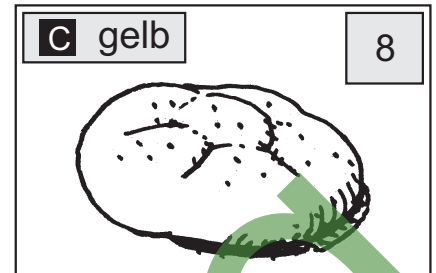
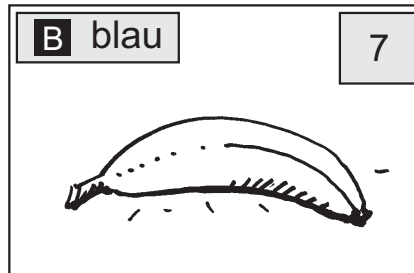
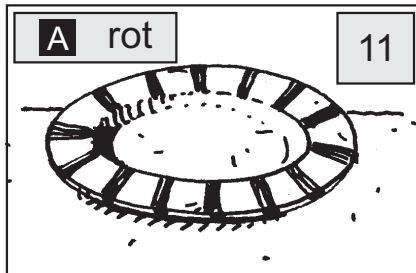


Name: _____

Klasse: _____

Datum: _____

8. Food and drink (Lösung)



Suche zu jedem Bild von **A** bis **L** das zugehörige Wort!
 Schreibe dessen Kennzahl in das freie Feld oben rechts über dem Bild!
 Male dann die Lösungsfelder im Mandala in den angegebenen Farben aus!
 Die übrigen Felder kannst du ausmalen, wie du möchtest.




Name:

Klasse:


Datum:

9. Free time

A rot



B blau



C gelb




D rot



E blau



F gelb



a ball
(1)

a radio
(2)

a kite
(3)

a CD-player
(4)

a helmet
(5)

a television
(6)

a skateboard
(7)

a book
(8)


(inline) skates
(9)

a scooter
(10)

a bike
(11)

a comic
(12)

G rot




H blau



I gelb



J rot



K blau



L gelb



Suche zu jedem Bild von **A** bis **L** das zugehörige Wort!
Schreibe dessen Kennzahl in das freie Feld unter dem Bild!

Male dann die Lösungsfelder im Mandala in den angegebenen Farben aus!
Die übrigen Felder kannst du ausmalen, wie du möchtest.






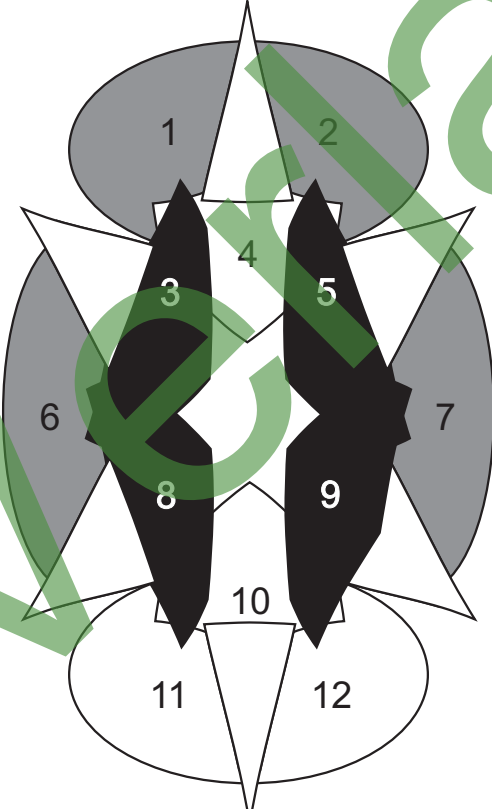




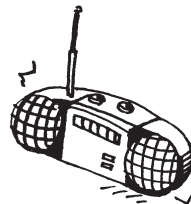




Name: _____

Klasse: _____

Datum: _____

9. Free time (Lösung)

	A rot  6	B blau  3	C gelb  10	D rot  7
	E blau  9		F gelb  11	
a ball (1) a radio (2) a kite (3) a CD-player (4) a helmet (5) a television (6) a skateboard (7) a book (8) (inline) skates (9) a scooter (10) a bike (11) a comic (12)	G rot  1		H blau  5	
	I gelb  4	J rot  2	K blau  8	L gelb  12

Suche zu jedem Bild von **A** bis **L** das zugehörige Wort!

Schreibe dessen Kennzahl in das freie Feld unter dem Bild!

Male dann die Lösungsfelder im Mandala in den angegebenen Farben aus!

Die übrigen Felder kannst du ausmalen, wie du möchtest.




Name: _____

Klasse: _____

Datum: _____


10. Free time



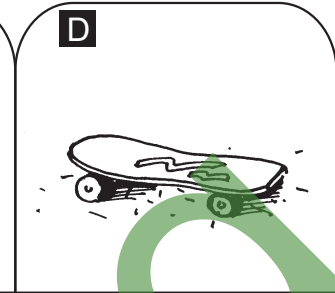
rot: (inline) skates
blau: a CD-player
gelb: a television



rot: a football
blau: a bike
gelb: a radio





rot: a helmet
blau: a scooter
gelb: a book



rot: a kite
blau: a comic
gelb: a skateboard



rot: (inline) skates
blau: a CD-player
gelb: a television




rot: a bike
blau: a radio
gelb: a football




rot: a book
blau: a helmet
gelb: a scooter



rot: a comic
blau: a kite
gelb: a skateboard



rot: a television
blau: (inline) skates
gelb: a CD-player



rot: a radio
blau: a football
gelb: a bike



rot: a scooter
blau: a book
gelb: a helmet



rot: a skateboard
blau: a kite
gelb: a comic

Suche zu jedem Bild von **A** bis **L** das Wort, das am besten dazu passt, und kreise es ein! Male anschließend die Lösungsfelder im Mandala in den angegebenen Farben aus! Die übrigen Felder kannst du ausmalen, wie du möchtest.






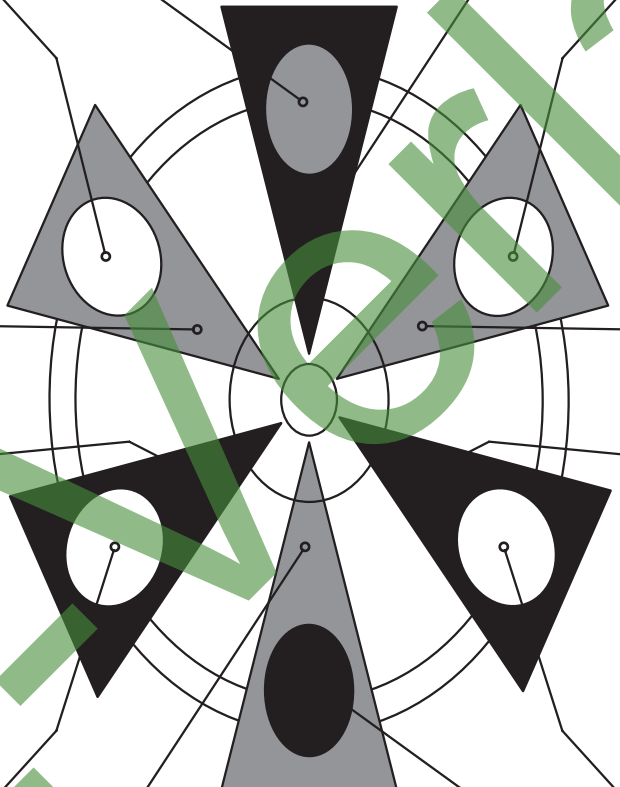









Name: _____

Klasse: _____

Datum: _____

10. Free time (Lösung)

<p>A</p> 	<p>B</p> 	<p>C</p> 	<p>D</p> 
<p>rot: (inline) skates blau: a CD-player gelb: a television</p>	<p>rot: a football blau: a bike gelb: a radio</p>	<p>rot: a helmet blau: a scooter gelb: a book</p>	<p>rot: a kite blau: a comic gelb: a skateboard</p>
<p>E</p> 			<p>F</p> 
<p>rot: (inline) skates blau: a CD-player gelb: a television</p>			<p>rot: a bike blau: a radio gelb: a football</p>
<p>G</p> 			<p>H</p> 
<p>rot: a book blau: a helmet gelb: a scooter</p>			<p>rot: a comic blau: a kite gelb: a skateboard</p>
<p>I</p> 	<p>J</p> 	<p>K</p> 	<p>L</p> 
<p>rot: a television blau: (inline) skates gelb: a CD-player</p>	<p>rot: a radio blau: a football gelb: a bike</p>	<p>rot: a scooter blau: a book gelb: a helmet</p>	<p>rot: a skateboard blau: a kite gelb: a comic</p>

Suche zu jedem Bild von **A** bis **L** das Wort, das am besten dazu passt, und kreise es ein! Male anschließend die Lösungsfelder im Mandala in den angegebenen Farben aus! Die übrigen Felder kannst du ausmalen, wie du möchtest.

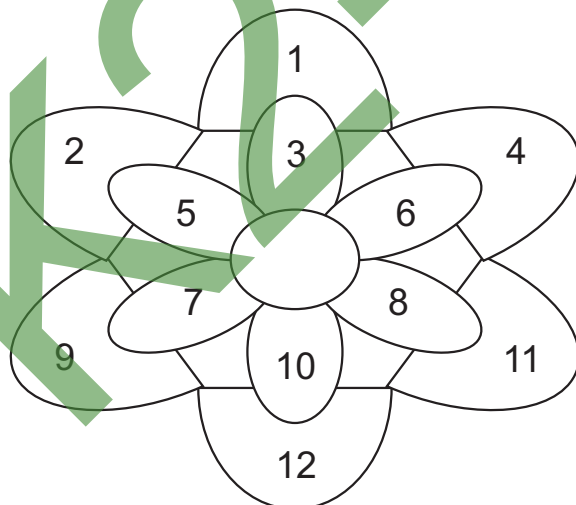
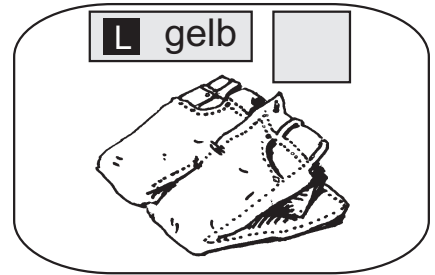

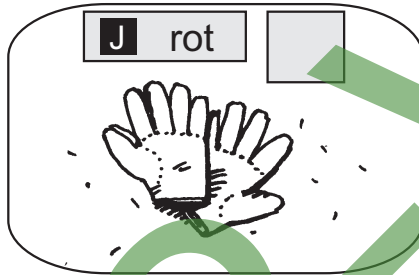

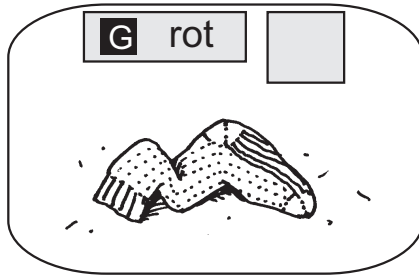
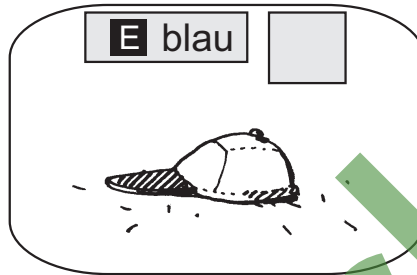


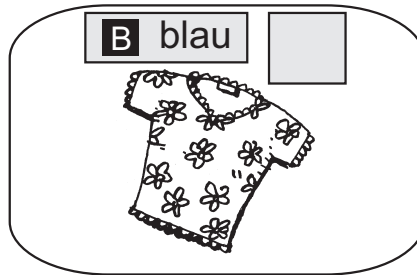
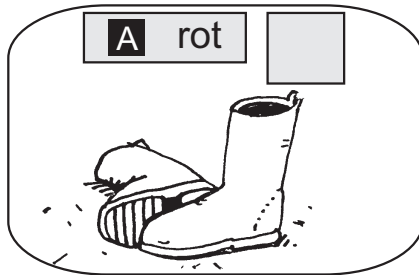


Name: _____

Klasse: _____

Datum: _____

11. Clothes



a jacket (1)	jeans (2)	a pair of gloves (3)
a pair of shoes (4)	a cap (5)	a top (6)
a pair of boots (7)	a sock (8)	pyjamas (9)
tights (10)	a coat (11)	a pullover (12)

Suche zu jedem Bild von **A** bis **L** das zugehörige Wort!

Schreibe dessen Kennzahl in das freie Feld oben rechts über dem Bild!

Male dann die Lösungsfelder im Mandala in den angegebenen Farben aus!

Die übrigen Felder kannst du ausmalen, wie du möchtest.

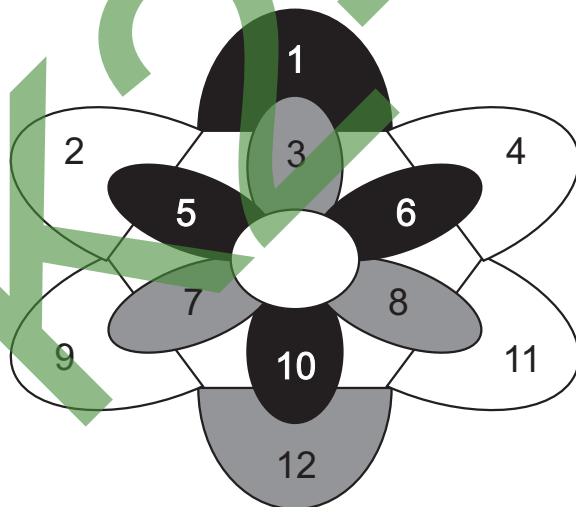
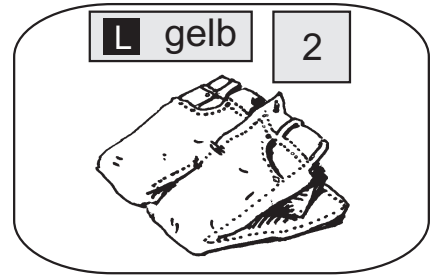

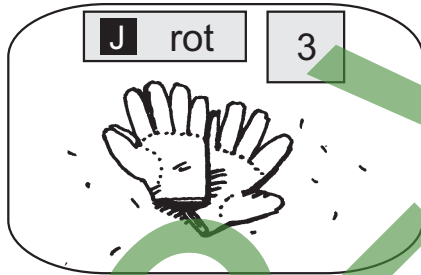
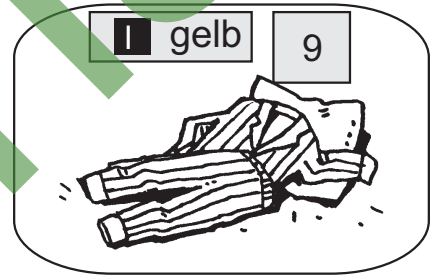
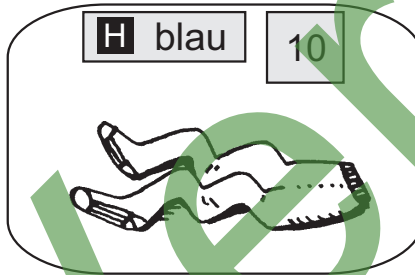
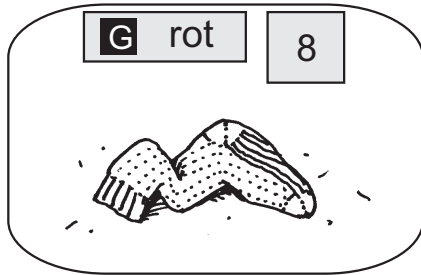
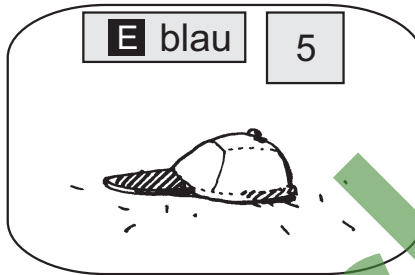

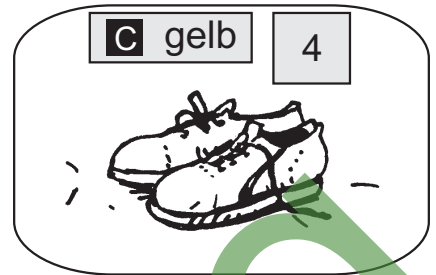
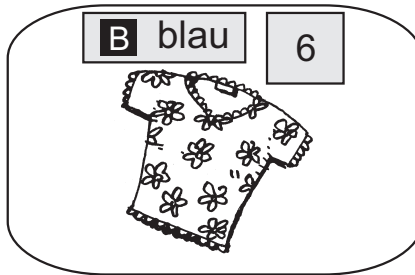
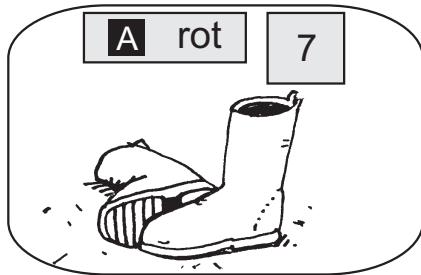


Name: _____

Klasse: _____

Datum: _____

11. Clothes (Lösung)



a jacket (1)	jeans (2)	a pair of gloves (3)
a pair of shoes (4)	a cap (5)	a top (6)
a pair of boots (7)	a sock (8)	pyjamas (9)
tights (10)	a coat (11)	a pullover (12)

Suche zu jedem Bild von **A** bis **L** das zugehörige Wort!

Schreibe dessen Kennzahl in das freie Feld oben rechts über dem Bild!

Male dann die Lösungsfelder im Mandala in den angegebenen Farben aus!

Die übrigen Felder kannst du ausmalen, wie du möchtest.

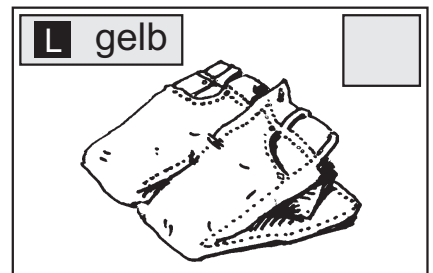

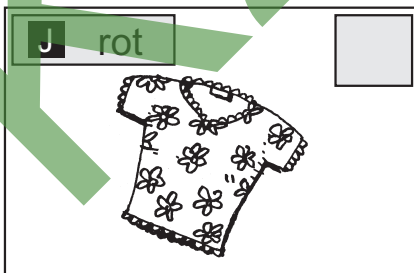
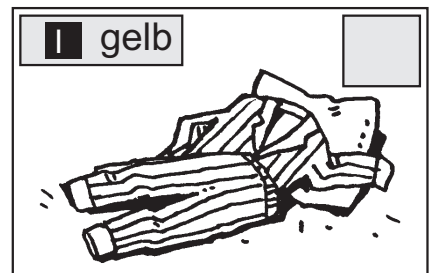
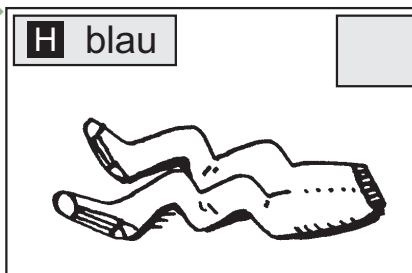
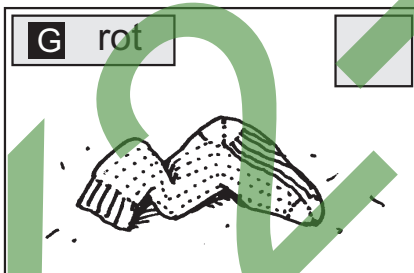
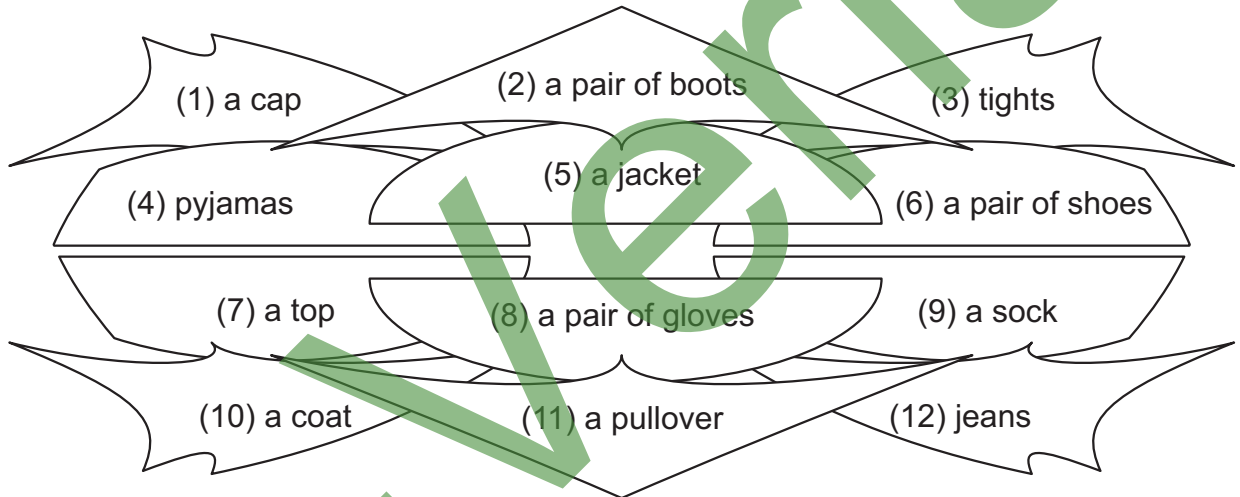

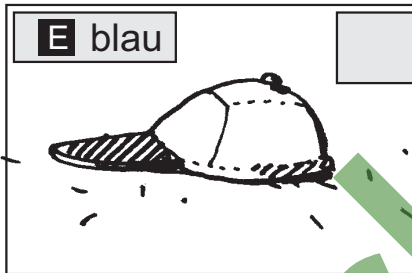
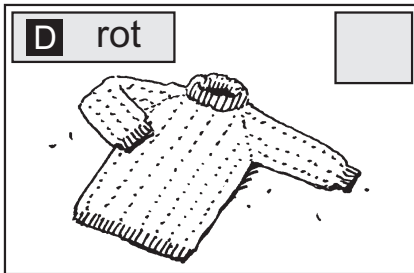

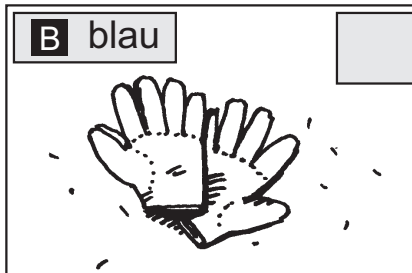
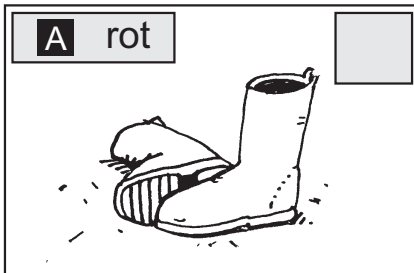


Name: _____

Klasse: _____

Datum: _____

12. Clothes



Suche zu jedem Bild von **A** bis **L** das zugehörige Wort!
 Schreibe dessen Kennzahl in das freie Feld oben rechts über dem Bild!
 Male dann die Lösungsfelder im Mandala in den angegebenen Farben aus!
 Die übrigen Felder kannst du ausmalen, wie du möchtest.

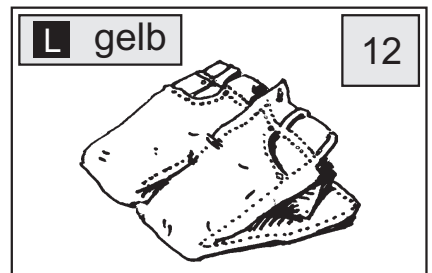

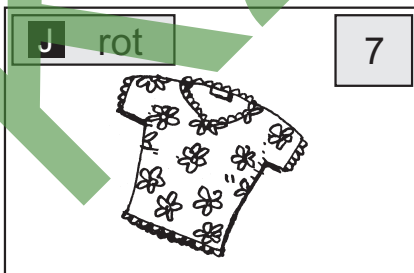
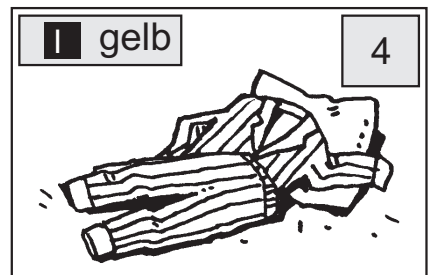
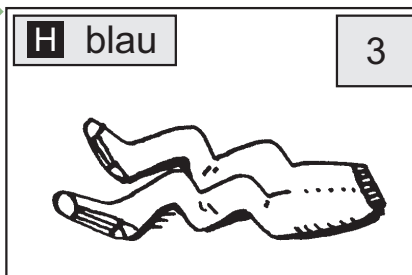
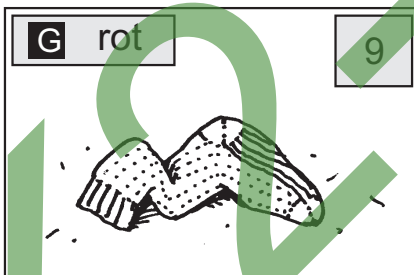
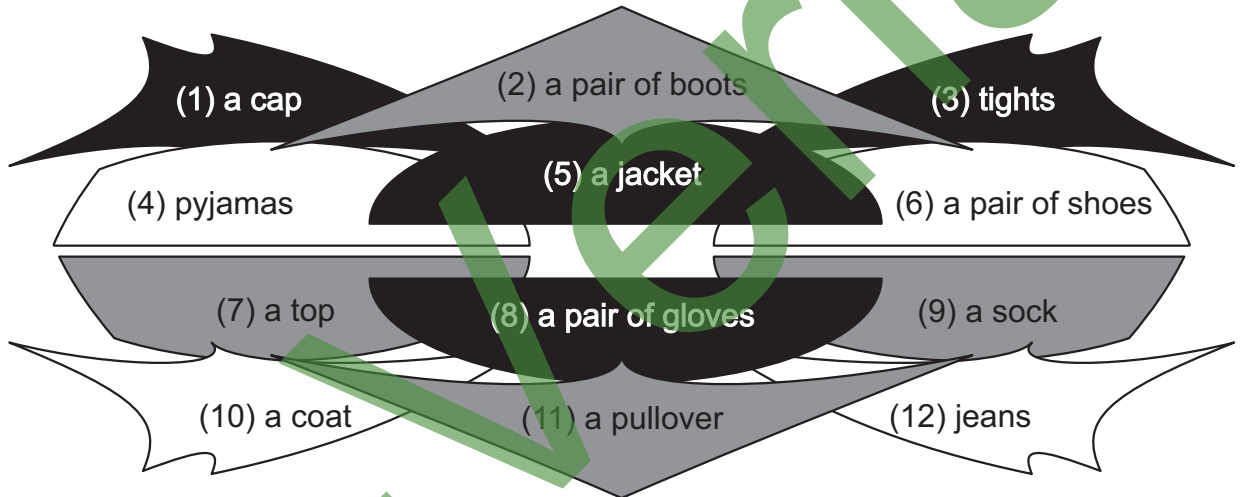


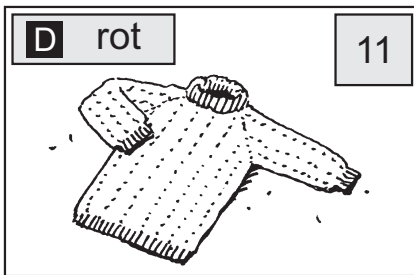

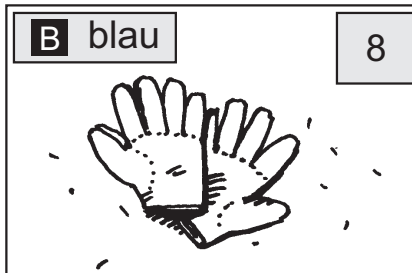
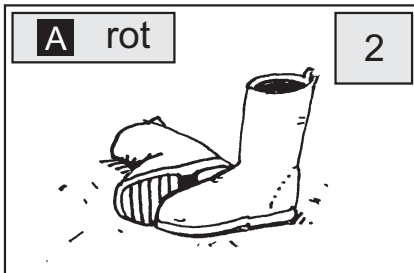


Name:

Klasse:

Datum:

12. Clothes (Lösung)



Suche zu jedem Bild von **A** bis **L** das zugehörige Wort!

Schreibe dessen Kennzahl in das freie Feld oben rechts über dem Bild!

Male dann die Lösungsfelder im Mandala in den angegebenen Farben aus!

Die übrigen Felder kannst du ausmalen, wie du möchtest.

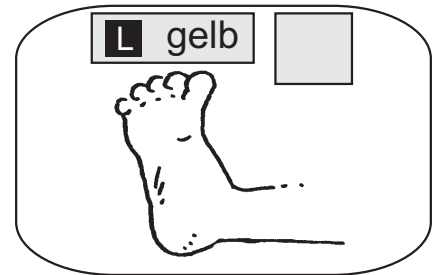
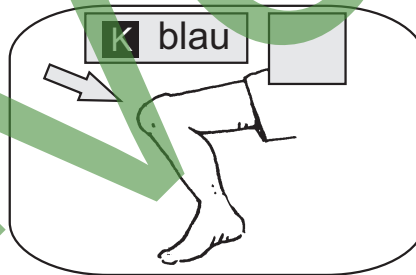
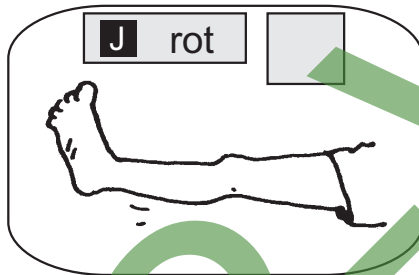
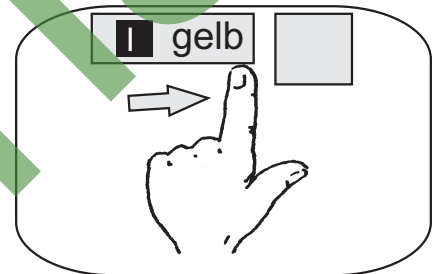

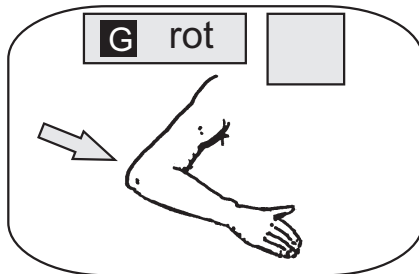
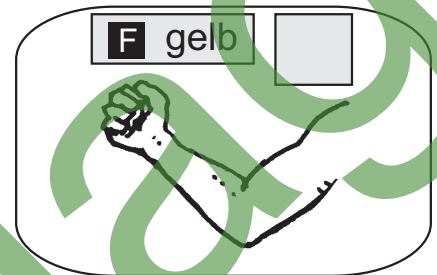

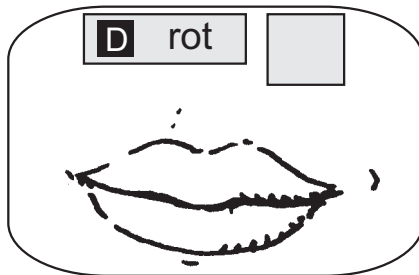
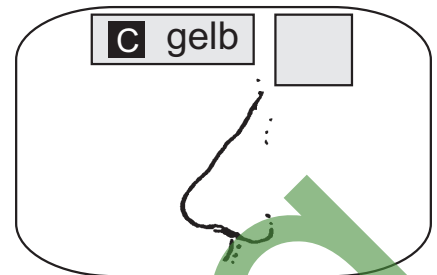
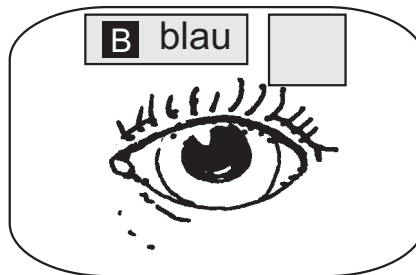
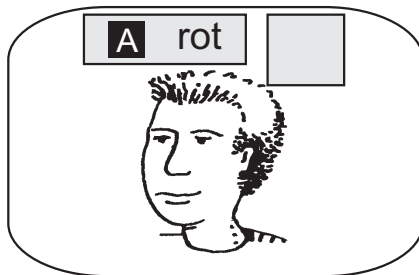


Name: _____

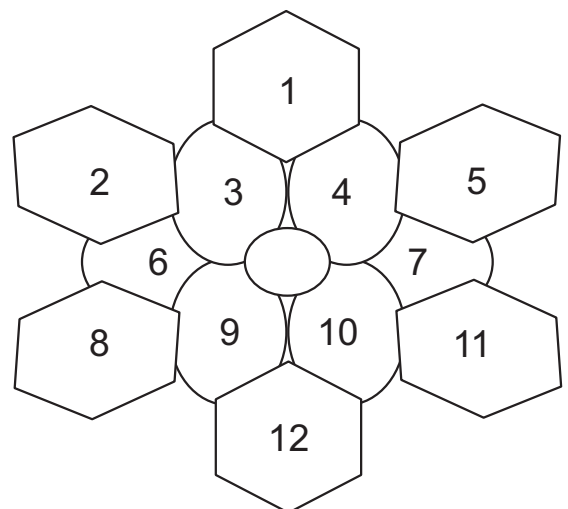
Klasse: _____

Datum: _____

13. The body



a finger (1)	a mouth (2)	a knee (3)
an ear (4)	a head (5)	a leg (6)
an elbow (7)	a nose (8)	an eye (9)
a hand (10)	an arm (11)	a foot (12)



Suche zu jedem Bild von **A** bis **L** das zugehörige Wort!

Schreibe dessen Kennzahl in das freie Feld oben rechts über dem Bild!

Male dann die Lösungsfelder im Mandala in den angegebenen Farben aus!

Die übrigen Felder kannst du ausmalen, wie du möchtest.

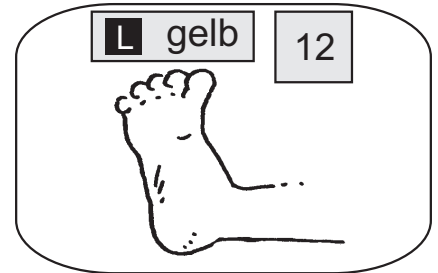
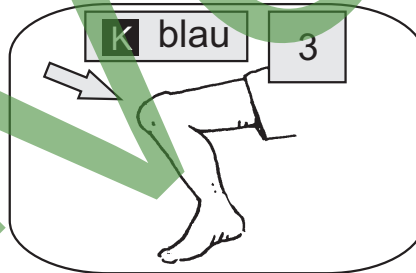
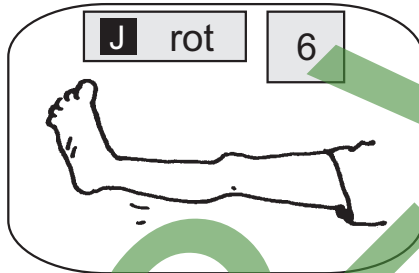
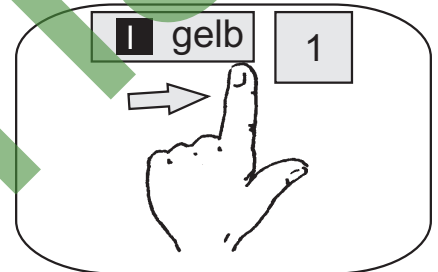
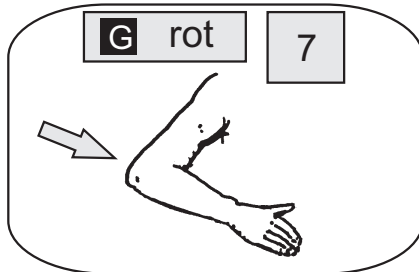

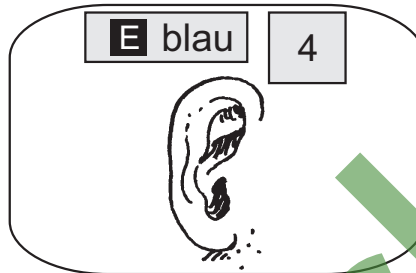
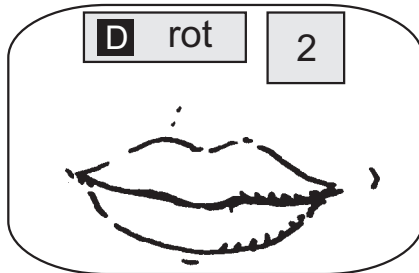
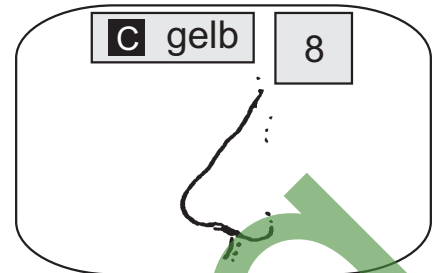
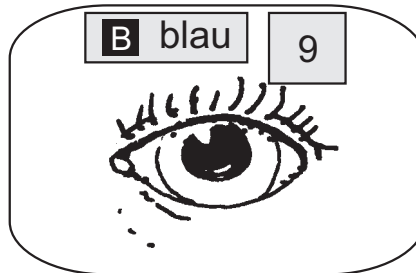
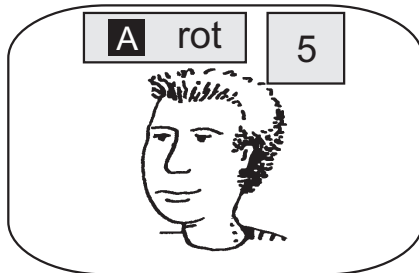


Name:

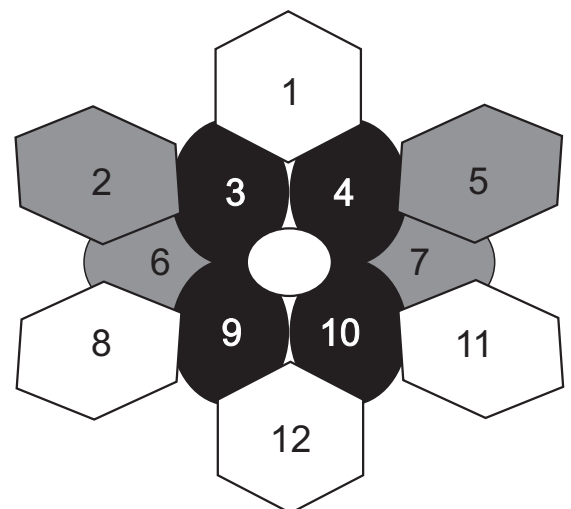
Klasse:

Datum:

13. The body (Lösung)



a finger (1)	a mouth (2)	a knee (3)
an ear (4)	a head (5)	a leg (6)
an elbow (7)	a nose (8)	an eye (9)
a hand (10)	an arm (11)	a foot (12)



Suche zu jedem Bild von **A** bis **L** das zugehörige Wort!

Schreibe dessen Kennzahl in das freie Feld oben rechts über dem Bild!

Male dann die Lösungsfelder im Mandala in den angegebenen Farben aus!

Die übrigen Felder kannst du ausmalen, wie du möchtest.




Name: _____

Klasse: _____

Datum: _____


14. The body

A




rot: an eye
blau: an arm
gelb: a head

B



rot: a nose
blau: a foot
gelb: a mouth

C




rot: an ear
blau: a finger
gelb: a hand

D




rot: a leg
blau: hair
gelb: a neck


E



rot: an arm
blau: an eye
gelb: a head




F




rot: a foot
blau: a nose
gelb: a mouse

G




rot: a hair
blau: a finger
gelb: an ear

H




rot: a hand
blau: a leg
gelb: a neck

I




rot: an arm
blau: a head
gelb: an eye

J




rot: a foot
blau: a mouth
gelb: a nose

K



rot: an ear
blau: a leg
gelb: a hand

L



rot: hair
blau: a neck
gelb: a finger

Suche zu jedem Bild von **A** bis **L** das Wort, das am besten dazu passt, und kreise es ein! Male anschließend die Lösungsfelder im Mandala in den angegebenen Farben aus! Die übrigen Felder kannst du ausmalen, wie du möchtest.




Name: _____

Klasse: _____

Datum: _____


14. The body (Lösung)

A




rot: an eye
blau: an arm
gelb: a head

B



rot: a nose
blau: a foot
gelb: a mouth

C




rot: an ear
blau: a finger
gelb: a hand

D

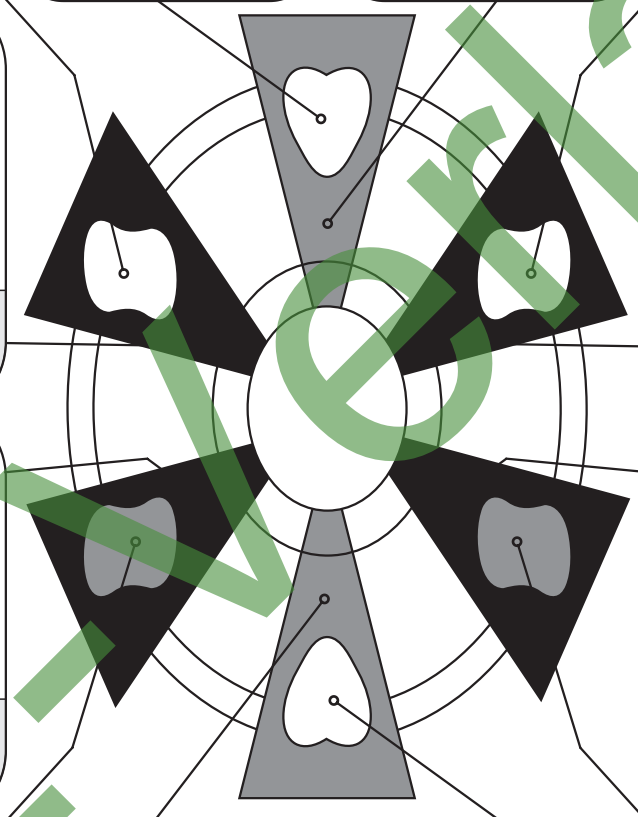


rot: a leg
blau: hair
gelb: a neck


E



rot: an arm
blau: an eye
gelb: a head




F




rot: a foot
blau: a nose
gelb: a mouse

G




rot: a hair
blau: a finger
gelb: an ear

H




rot: a hand
blau: a leg
gelb: a neck

I



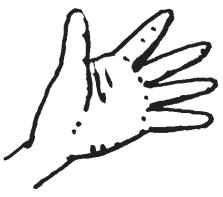
rot: an arm
blau: a head
gelb: an eye

J




rot: a foot
blau: a mouth
gelb: a nose

K



rot: an ear
blau: a leg
gelb: a hand

L



rot: hair
blau: a neck
gelb: a finger

Suche zu jedem Bild von **A** bis **L** das Wort, das am besten dazu passt, und kreise es ein! Male anschließend die Lösungsfelder im Mandala in den angegebenen Farben aus! Die übrigen Felder kannst du ausmalen, wie du möchtest.











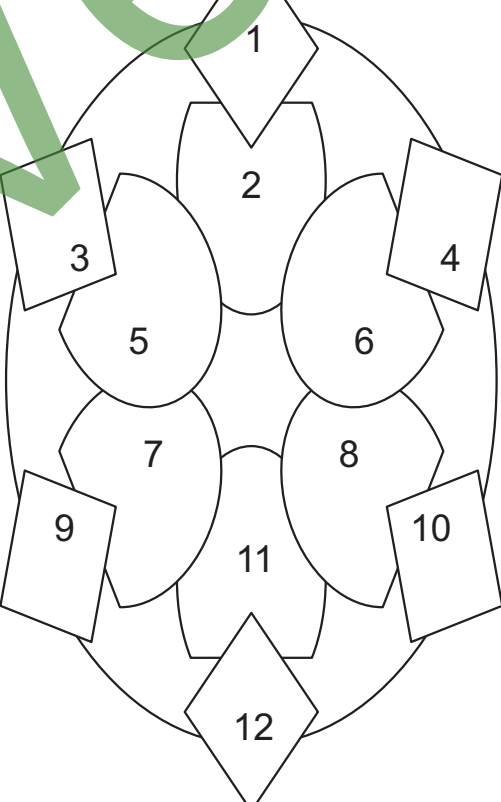




Name: _____

Klasse: _____

Datum: _____

15. Animals and pets

A rot  <input type="text"/>	B blau  <input type="text"/>	C gelb  <input type="text"/>	D rot  <input type="text"/>
E blau  <input type="text"/>	F gelb  <input type="text"/>	G rot  <input type="text"/>	H blau  <input type="text"/>
I gelb  <input type="text"/>	J rot  <input type="text"/>		
K blau  <input type="text"/>	L gelb  <input type="text"/>		

- a bird (1)
- a cat (2)
- a hamster (3)
- a chicken (4)
- a sheep (5)
- a dog (6)
- a cow (7)
- a tortoise (8)
- a mouse (9)
- a spider (10)
- a rabbit (11)
- a horse (12)

Suche zu jedem Bild von **A** bis **L** das zugehörige Wort!
 Schreibe dessen Kennzahl in das freie Feld unter dem Bild!
 Male dann die Lösungsfelder im Mandala in den angegebenen Farben aus!
 Die übrigen Felder kannst du ausmalen, wie du möchtest.











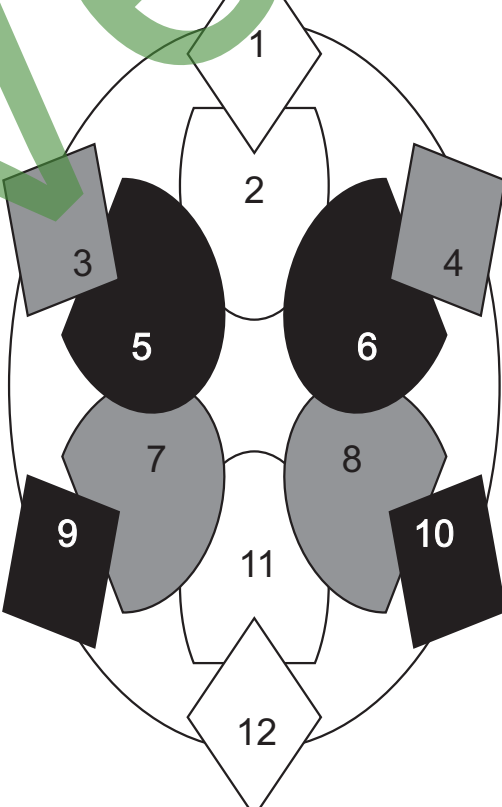




Name: _____

Klasse: _____

Datum: _____

15. Animals and pets (Lösung)

A rot  3	B blau  9	C gelb  11	D rot  8
E blau  10	F gelb  12	G rot  7	H blau  5
I gelb  1	J rot  4		
K blau  6	L gelb  2		

- a bird (1)
- a cat (2)
- a hamster (3)
- a chicken (4)
- a sheep (5)
- a dog (6)
- a cow (7)
- a tortoise (8)
- a mouse (9)
- a spider (10)
- a rabbit (11)
- a horse (12)

Suche zu jedem Bild von **A** bis **L** das zugehörige Wort!
 Schreibe dessen Kennzahl in das freie Feld unter dem Bild!
 Male dann die Lösungsfelder im Mandala in den angegebenen Farben aus!
 Die übrigen Felder kannst du ausmalen, wie du möchtest.

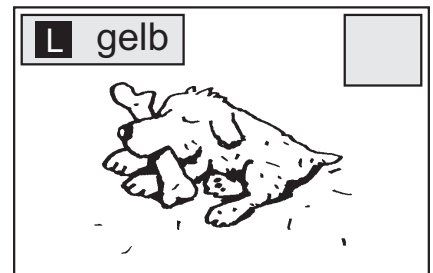
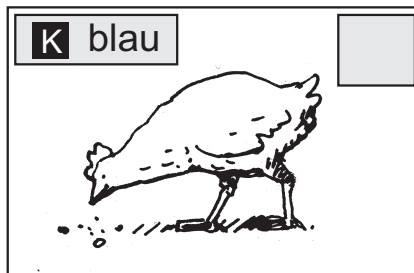




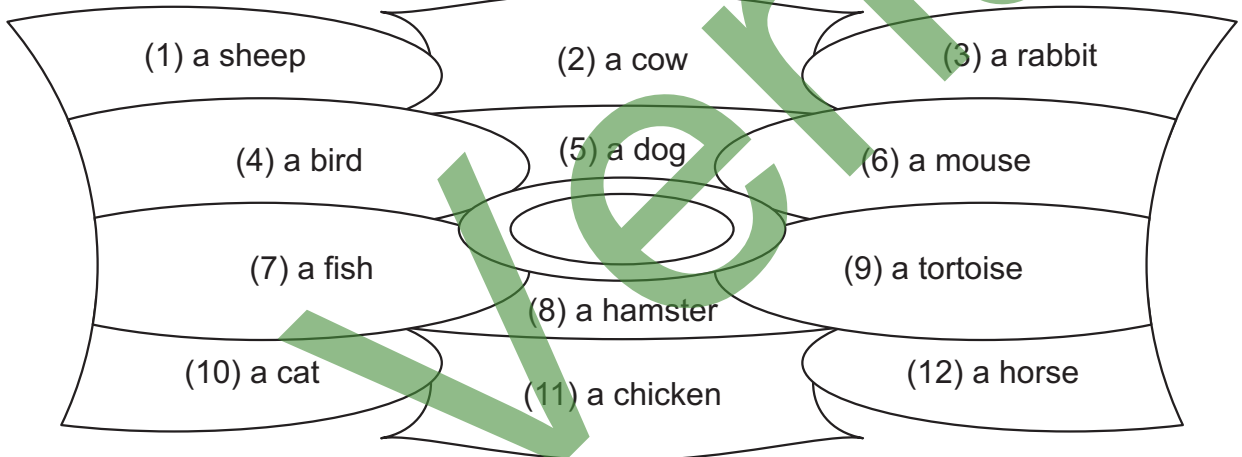

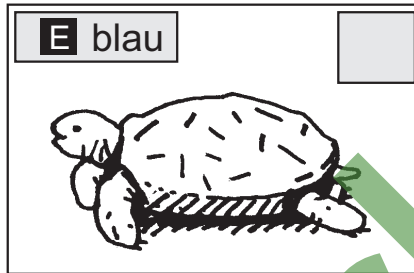


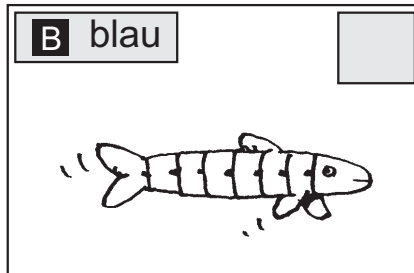
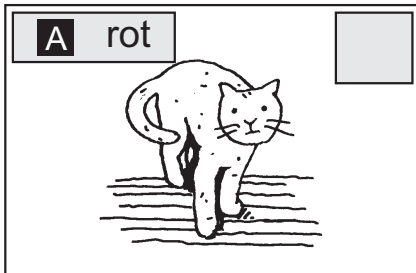


Name: _____

Klasse: _____

Datum: _____

16. Animals and pets



Suche zu jedem Bild von **A** bis **L** das zugehörige Wort!
 Schreibe dessen Kennzahl in das freie Feld oben rechts über dem Bild!
 Male dann die Lösungsfelder im Mandala in den angegebenen Farben aus!
 Die übrigen Felder kannst du ausmalen, wie du möchtest.

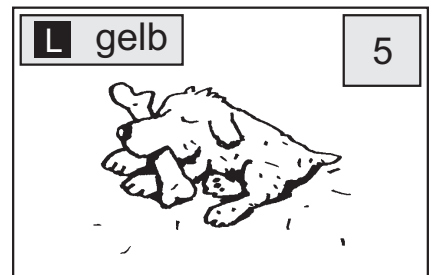





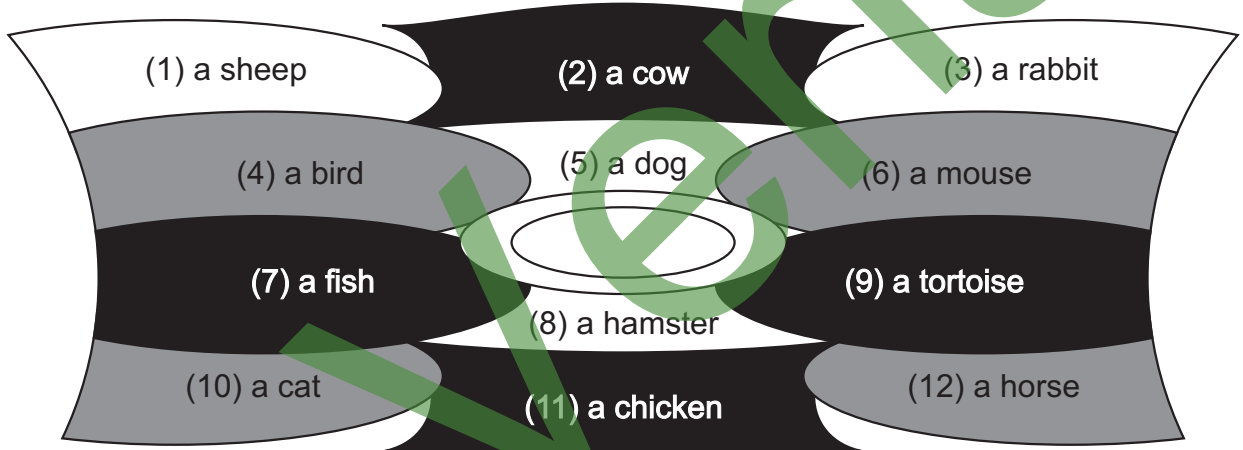




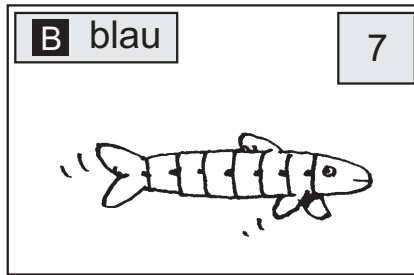
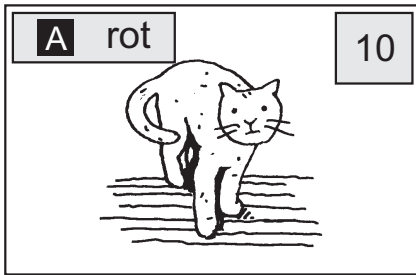


Name: _____

Klasse: _____

Datum: _____

16. Animals and pets (Lösung)



Suche zu jedem Bild von **A** bis **L** das zugehörige Wort!
 Schreibe dessen Kennzahl in das freie Feld oben rechts über dem Bild!
 Male dann die Lösungsfelder im Mandala in den angegebenen Farben aus!
 Die übrigen Felder kannst du ausmalen, wie du möchtest.



Name:

Klasse:

Datum:

17. Toys

- a plane (1)
- cards (2)
- a teddy bear (3)
- a box (4)
- an oven (5)
- a car (6)
- soft toys (7)
- a lorry (8)
- a doll (9)
- a bus (10)
- a block (11)
- draughts (12)

A rot	B blau	C gelb	D rot
<input type="text"/>	<input type="text"/>	<input type="text"/>	<input type="text"/>
E blau	F gelb	G rot	H blau
<input type="text"/>	<input type="text"/>	<input type="text"/>	<input type="text"/>
I gelb	J rot		
<input type="text"/>	<input type="text"/>		
K blau	L gelb		
<input type="text"/>	<input type="text"/>		

Suche zu jedem Bild von **A** bis **L** das zugehörige Wort!
 Schreibe dessen Kennzahl in das freie Feld unter dem Bild!
 Male dann die Lösungsfelder im Mandala in den angegebenen Farben aus!
 Die übrigen Felder kannst du ausmalen, wie du möchtest.













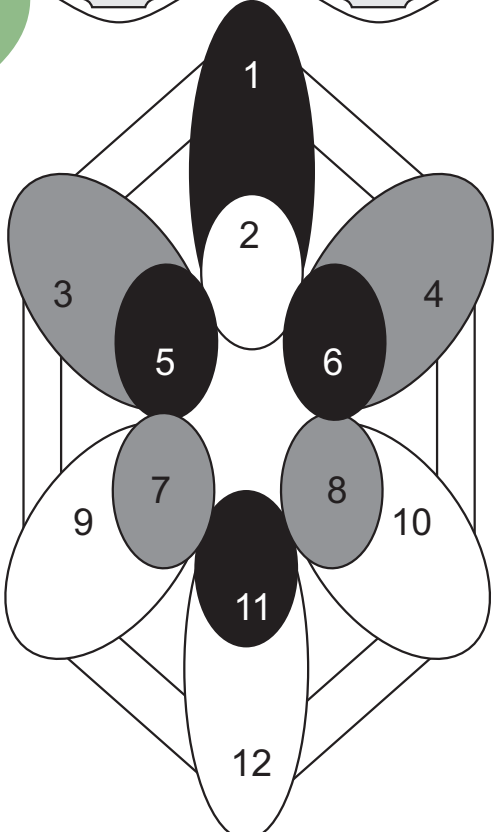


Name: _____

Klasse: _____

Datum: _____

17. Toys (Lösung)

- a plane (1)
- cards (2)
- a teddy bear (3)
- a box (4)
- an oven (5)
- a car (6)
- soft toys (7)
- a lorry (8)
- a doll (9)
- a bus (10)
- a block (11)
- draughts (12)

	A rot  7	B blau  5	C gelb  12	D rot  4
	E blau  11	F gelb  2	G rot  3	H blau  1
	I gelb  10	J rot  8		
	K blau  6	L gelb  9		

Suche zu jedem Bild von **A** bis **L** das zugehörige Wort!
 Schreibe dessen Kennzahl in das freie Feld unter dem Bild!
 Male dann die Lösungsfelder im Mandala in den angegebenen Farben aus!
 Die übrigen Felder kannst du ausmalen, wie du möchtest.




Name:


Klasse:

Datum:


18. Toys




rot: soft toys
 blau: a lorry
 gelb: draughts




rot: a plane
 blau: a doll
 gelb: a box




rot: a car
 blau: a train
 gelb: cards



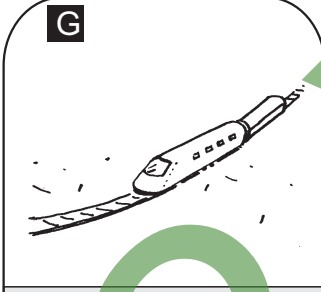
rot: a bus
 blau: a block
 gelb: a teddy bear




rot: draughts
 blau: soft toys
 gelb: a lorry




rot: a box
 blau: a doll
 gelb: a plane




rot: cards
 blau: a train
 gelb: a car




rot: a teddy bear
 blau: a block
 gelb: a bus




rot: soft toys
 blau: a lorry
 gelb: draughts



rot: a box
 blau: a doll
 gelb: a plane



rot: a car
 blau: cards
 gelb: a train



rot: a bus
 blau: a block
 gelb: a teddy bear

Suche zu jedem Bild von **A** bis **L** das Wort, das am besten dazu passt, und kreise es ein! Male anschließend die Lösungsfelder im Mandala in den angegebenen Farben aus! Die übrigen Felder kannst du ausmalen, wie du möchtest.
















Name: _____

Klasse: _____

Datum: _____

18. Toys (Lösung)

<p>A</p> 	<p>B</p> 	<p>C</p> 	<p>D</p> 
<p>rot: soft toys blau: a lorry gelb: draughts</p>	<p>rot: a plane blau: a doll gelb: a box</p>	<p>rot: a car blau: a train gelb: cards</p>	<p>rot: a bus blau: a block gelb: a teddy bear</p>
<p>E</p> 			<p>F</p> 
<p>rot: draughts blau: soft toys gelb: a lorry</p>			<p>rot: a box blau: a doll gelb: a plane</p>
<p>G</p> 			<p>H</p> 
<p>rot: cards blau: a train gelb: a car</p>			<p>rot: a teddy bear blau: a block gelb: a bus</p>
<p>I</p> 	<p>J</p> 	<p>K</p> 	<p>L</p> 
<p>rot: soft toys blau: a lorry gelb: draughts</p>	<p>rot: a box blau: a doll gelb: a plane</p>	<p>rot: a car blau: cards gelb: a train</p>	<p>rot: a bus blau: a block gelb: a teddy bear</p>

Suche zu jedem Bild von **A** bis **L** das Wort, das am besten dazu passt, und kreise es ein! Male anschließend die Lösungsfelder im Mandala in den angegebenen Farben aus! Die übrigen Felder kannst du ausmalen, wie du möchtest.










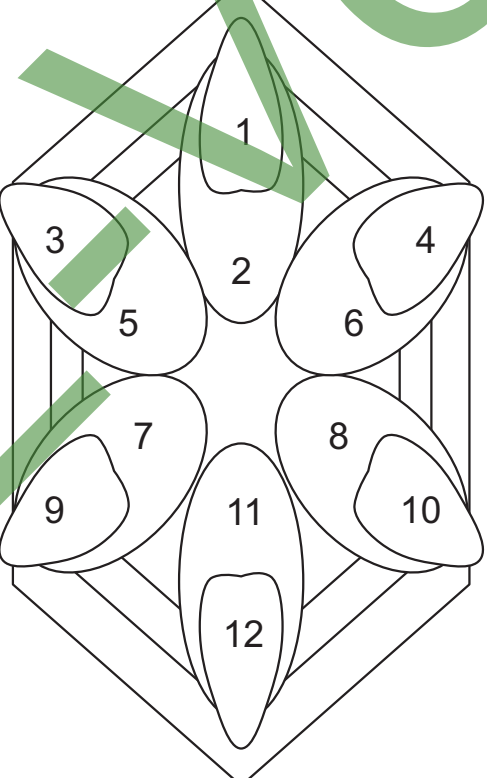





Name: _____

Klasse: _____

Datum: _____

19. Shopping

<p>A rot</p>  <p><input type="text"/></p>	<p>B blau</p>  <p><input type="text"/></p>	<p>C gelb</p>  <p><input type="text"/></p>	<p>D rot</p>  <p><input type="text"/></p>
<p>E blau</p>  <p><input type="text"/></p>	<p>F gelb</p>  <p><input type="text"/></p>	<p>G rot</p>  <p><input type="text"/></p>	<p>H blau</p>  <p><input type="text"/></p>
<p>I gelb</p>  <p><input type="text"/></p>			<p>J rot</p>  <p><input type="text"/></p>
<p>K blau</p>  <p><input type="text"/></p>			<p>L gelb</p>  <p><input type="text"/></p>

- money (1)
- a shop assistant (2)
- a car park (3)
- a checkout (4)
- a trolley (5)
- a cubicle (6)
- a queue (7)
- a clothes rack (8)
- a bag (9)
- a shelf (10)
- an escalator (11)
- a super-market (12)

Suche zu jedem Bild von **A** bis **L** das zugehörige Wort!
 Schreibe dessen Kennzahl in das freie Feld unter dem Bild!
 Male dann die Lösungsfelder im Mandala in den angegebenen Farben aus!
 Die übrigen Felder kannst du ausmalen, wie du möchtest.










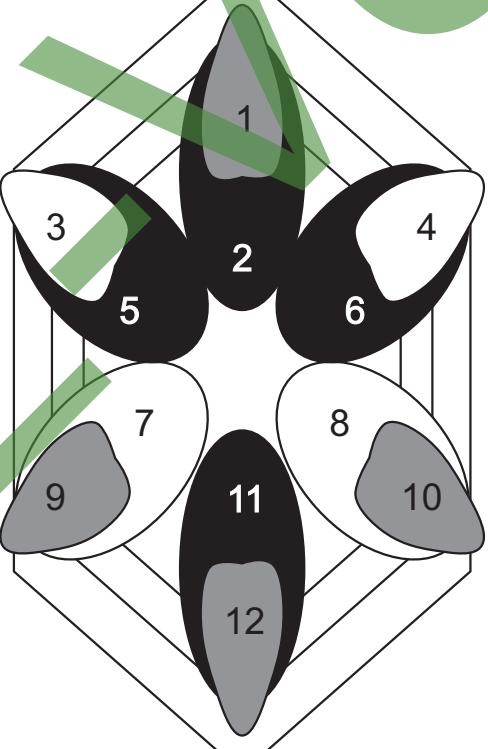





Name: _____

Klasse: _____

Datum: _____

19. Shopping (Lösung)

<p>A rot</p>  <p>12</p>	<p>B blau</p>  <p>5</p>	<p>C gelb</p>  <p>4</p>	<p>D rot</p>  <p>10</p>
<p>E blau</p>  <p>2</p>	<p>F gelb</p>  <p>8</p>	<p>G rot</p>  <p>9</p>	<p>H blau</p>  <p>6</p>
<p>I gelb</p>  <p>7</p>			<p>J rot</p>  <p>1</p>
<p>K blau</p>  <p>11</p>			<p>L gelb</p>  <p>3</p>

- money (1)
- a shop assistant (2)
- a car park (3)
- a checkout (4)
- a trolley (5)
- a cubicle (6)
- a queue (7)
- a clothes rack (8)
- a bag (9)
- a shelf (10)
- an escalator (11)
- a super-market (12)

Suche zu jedem Bild von **A** bis **L** das zugehörige Wort!

Schreibe dessen Kennzahl in das freie Feld unter dem Bild!

Male dann die Lösungsfelder im Mandala in den angegebenen Farben aus!

Die übrigen Felder kannst du ausmalen, wie du möchtest.


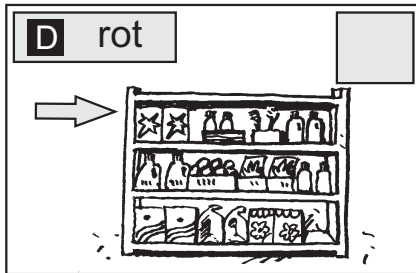





Name: _____

Klasse: _____

Datum: _____

20. Shopping



(1) a shelf

(2) an escalator

(3) a clothes rack

(4) a cubicle

(5) a queue

(6) a shop assistant

(7) a trolley


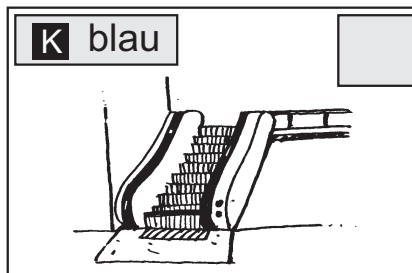


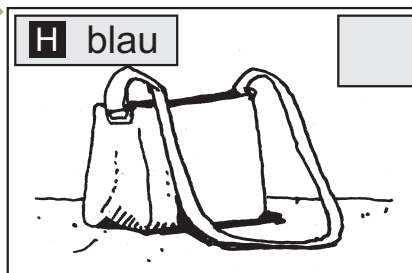

(8) a bag

(9) money

(10) a mirror

(11) a shop

(12) a check out



Suche zu jedem Bild von **A** bis **L** das zugehörige Wort!

Schreibe dessen Kennzahl in das freie Feld oben rechts über dem Bild!

Male dann die Lösungsfelder im Mandala in den angegebenen Farben aus!

Die übrigen Felder kannst du ausmalen, wie du möchtest.


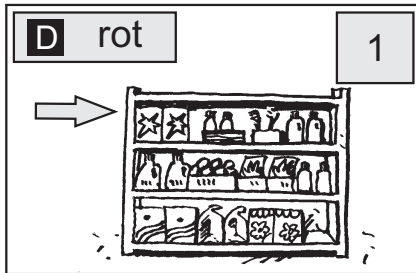




Name: _____

Klasse: _____

Datum: _____

20. Shopping (Lösung)



(1) a shelf

(2) an escalator

(3) a clothes rack

(4) a cubicle

(5) a queue

(6) a shop assistant

(7) a trolley


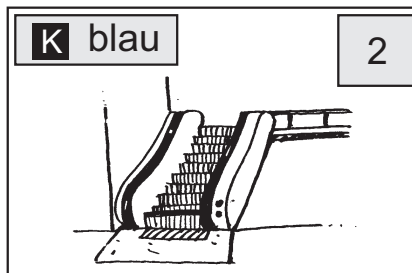


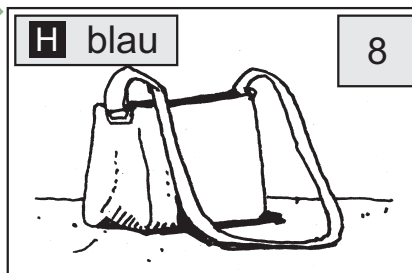

(8) a bag

(9) money

(10) a mirror

(11) a shop

(12) a check out



Suche zu jedem Bild von **A** bis **L** das zugehörige Wort!

Schreibe dessen Kennzahl in das freie Feld oben rechts über dem Bild!

Male dann die Lösungsfelder im Mandala in den angegebenen Farben aus!

Die übrigen Felder kannst du ausmalen, wie du möchtest.