



How to play

- 1** Pick a challenge and place the required puzzle pieces as indicated. These puzzle pieces may not change position.
- 2** Now put all the other puzzle pieces on the game board.
 - Every puzzle piece has got two protruding sides. On one side there is one ball sticking out (A), on the other side two balls (B).
 - Put your puzzle pieces with one of the sides down, so they fit in the holes of the game board.
 - When you want to change the position of a playing piece, you can easily lift the piece by pushing it up with your fingers from under the bottom of the game board.
- 3** You have found the correct solution when all the puzzle pieces fit on the game board and there are no holes left visible on the board. Some protruding balls have to be fitted into the holes in order to create a totally flat surface.
There is only one correct solution. You can find it in the back of the booklet.

1




2



3



1



2



3



4



5



6




STARTER



7



8




9



10



11




12




STARTER




13




14




15



16



17




18




STARTER




19



20



21




22



23



24




STARTER




25



26



27




28



29




30



JUNIOR




31




32



33




34



35



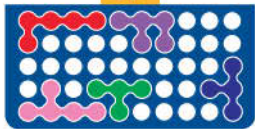
36




JUNIOR




37




38




39



40



41




42



JUNIOR



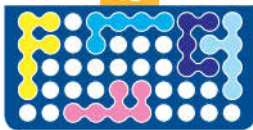
43




44




45




46



47




48




JUNIOR



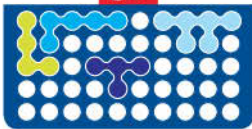
49



50




51



52




53




54




55



56




57




58



59



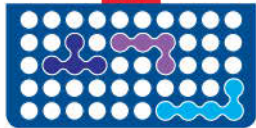
60




EXPERT




61




62




63



64




65



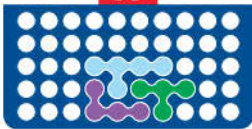
66




67




68




69




70



71




72




EXPERT



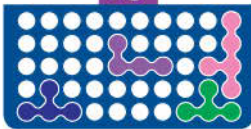
73




74




75




76



77




78




MASTER




79



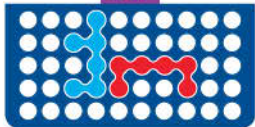
80




81




82



83




84




MASTER




85




86




87




88



89




90




MASTER




91




92



93



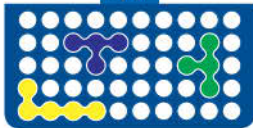
94



95



96




MASTER




97




98




99




100




101




102




103




104




105



106




107




108




109




110




111




112



113




114




WIZARD



115




116



117



118



119



120



1



2



3



4



5



6



7



8



9



10



11




12



13



14



15



16



17



18



19



20



21



22



23



24



25



26



27



28



29



30



31



32



33



34



35



36



37



38



39



40



41



42



43



44



45



46



47



48




49



50



51



52



53



54



55



56



57



58



59



60



61



62



63



64



65



66



67



68



69



70



71



72



73



74



75




76



77



78




79




80



81



82



83



84




85



86



87



88



89



90



91



92




93



94



95



96



97



98



99



100



101



102




103



104



105



106



107



108



109



110



111



112



113



114



115



116



117



118



119



120





© 2011 Concept,
game design & artwork: SMART - Belgium.
All rights reserved. Patent pending.
Designer: Raf Peeters
Original product name: IQ Fit
Neerveld 14, B-2550 Kontich, Belgium
Fax +32 15 45 10 60 - info@smart.be
www.SmartGames.eu

dd: 20170103B

Made in China

